

General Information

Financial Information

Service Consumption

860,811 Annual Unlinked Trips (UPT)

Service Supplied

2,572,569 Annual Vehicle Revenue Miles (VRM)

110,499 Annual Vehicle Revenue Hours (VRH)

Summary of Operating Expenses (OE)

\$9,730,781 Total Operating Expenses

Database Information

NTDID: 0R03-00298

Reporter Type: Rural General Public Transit

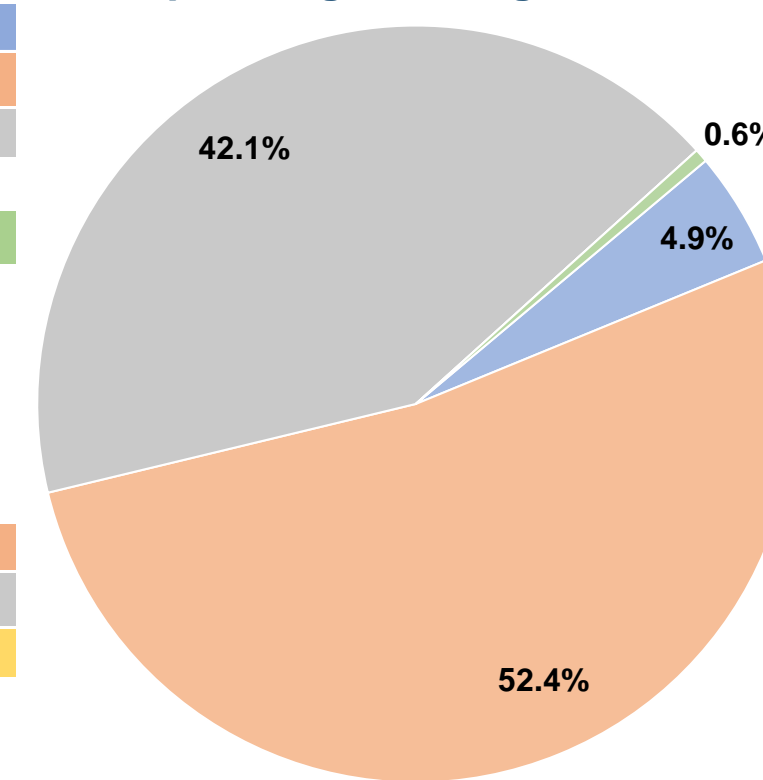
Sources of Operating Funds Expended

Fare Revenues	\$478,264	4.9%
Local Funds	\$5,101,733	52.4%
State Funds	\$4,094,659	42.1%
Federal Assistance	\$0	0.0%
Other Funds	\$56,125	0.6%
Total Operating Funds Expended	\$9,730,781	100.0%

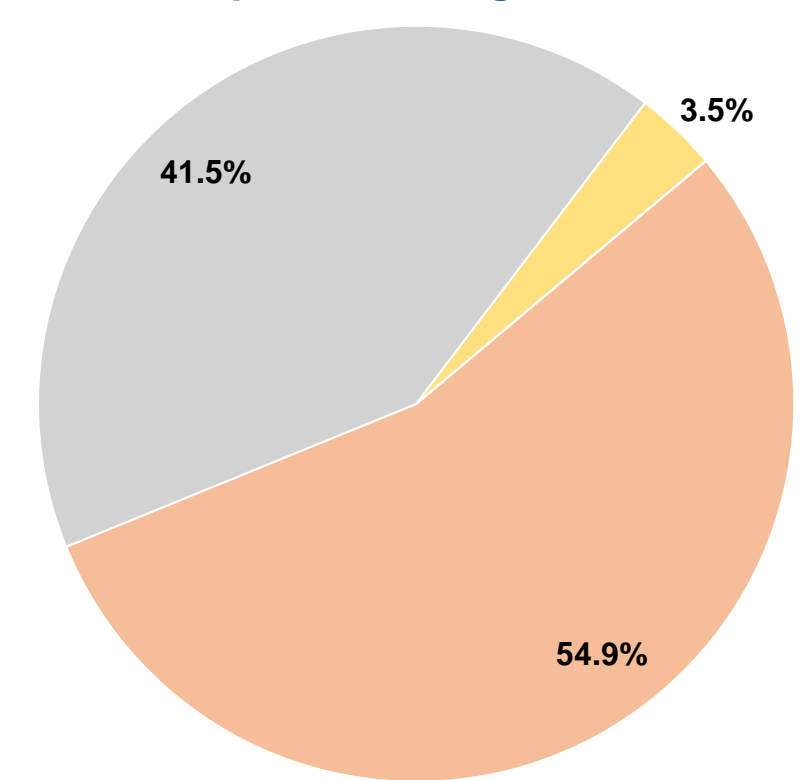
Sources of Capital Funds Expended

Fare Revenues	\$0	0.0%
Local Funds	\$418,914	54.9%
State Funds	\$316,568	41.5%
Federal Assistance	\$26,985	3.5%
Other Funds	\$0	0.0%
Total Capital Funds Expended	\$762,467	100.0%

Operating Funding Sources



Capital Funding Sources



Modal Characteristics

Operation Characteristics

Vehicles Operated at Maximum Service

Mode	Directly Operated	Purchased Transportation	Operating Expenses	Fare Revenues	Uses of Capital Funds	Annual Unlinked Trips	Annual Vehicle Revenue Miles	Annual Vehicle Revenue Hours
Demand Response	15	-	\$2,672,600	\$0	\$83,580	63,145	341,228	30,409
Bus	38	-	\$6,438,388	\$8,044	\$250,740	613,033	1,248,585	41,768
Vanpool	60	-	\$619,793	\$470,220	\$428,147	184,633	982,756	38,322
Total	113	-	\$9,730,781	\$478,264	\$762,467	860,811	2,572,569	110,499

Performance Measures

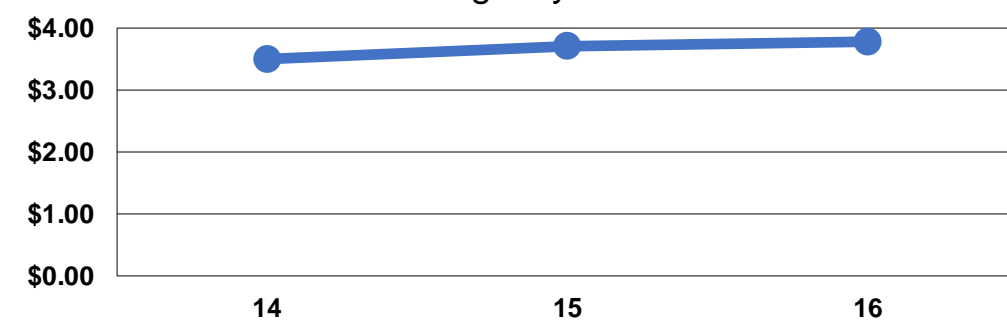
Service Efficiency

Mode	Operating Expenses per Vehicle Revenue Mile	Operating Expenses per Vehicle Revenue Hour
Demand Response	\$7.83	\$87.89
Bus	\$5.16	\$154.15
Vanpool	\$0.63	\$16.17
Total	\$3.78	\$88.06

Service Effectiveness

Mode	Operating Expenses per Unlinked Passenger Trip	Unlinked Trips per Vehicle Revenue Mile	Unlinked Trips per Vehicle Revenue Hour
Demand Response	\$42.32	0.2	2.1
Bus	\$10.50	0.5	14.7
Vanpool	\$3.36	0.2	4.8
Total	\$11.30	0.3	7.8

Operating Expense per Vehicle Revenue Mile: Agency Total



Unlinked Passenger Trips per Vehicle Revenue Mile: Agency Total

