

### General Information

### Financial Information

#### Service Consumption

54,376 Annual Unlinked Trips (UPT)

#### Service Supplied

171,482 Annual Vehicle Revenue Miles (VRM)

13,059 Annual Vehicle Revenue Hours (VRH)

#### Summary of Operating Expenses (OE)

\$1,187,265 Total Operating Expenses

#### Database Information

NTDID: 0R04-00320

Reporter Type: Rural General Public Transit

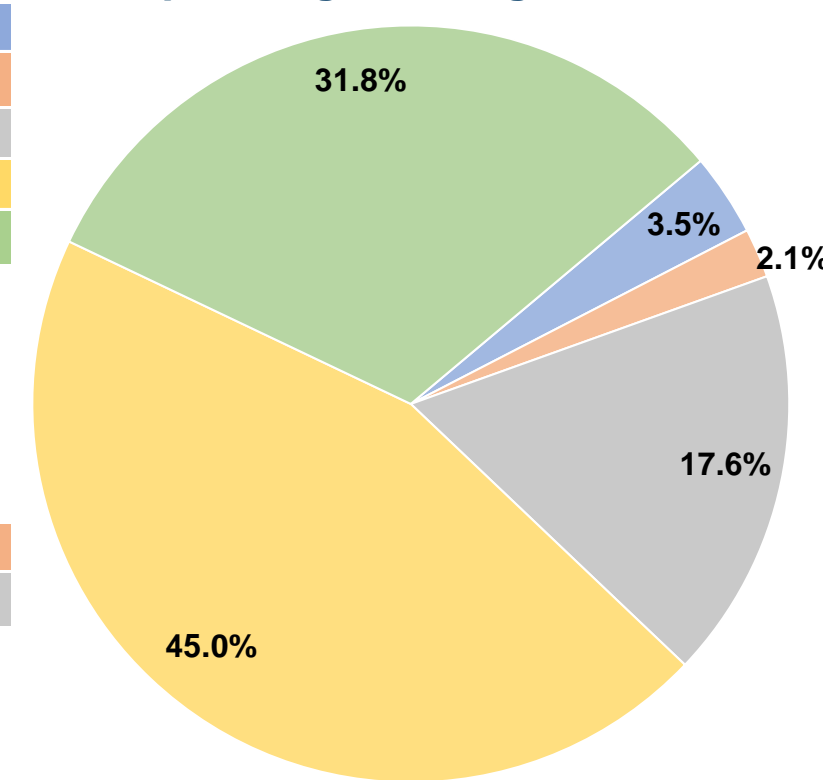
#### Sources of Operating Funds Expended

Fare Revenues	\$41,857	3.5%
Local Funds	\$25,000	2.1%
State Funds	\$208,756	17.6%
Federal Assistance	\$533,815	45.0%
Other Funds	\$377,837	31.8%
<b>Total Operating Funds Expended</b>	<b>\$1,187,265</b>	<b>100.0%</b>

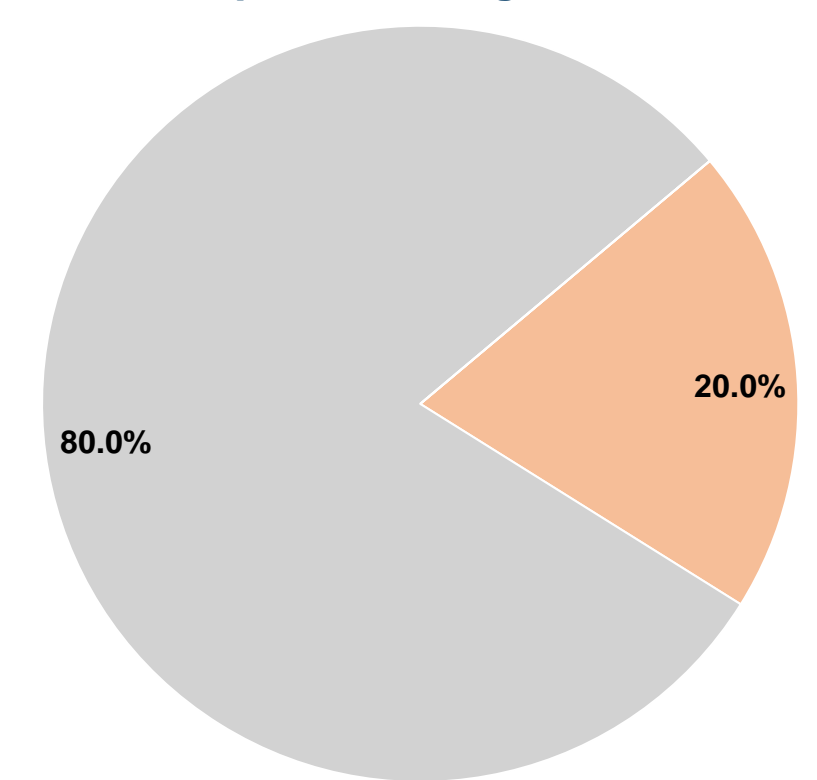
#### Sources of Capital Funds Expended

Fare Revenues	\$0	0.0%
Local Funds	\$7,072	20.0%
State Funds	\$28,276	80.0%
Federal Assistance	\$0	0.0%
Other Funds	\$0	0.0%
<b>Total Capital Funds Expended</b>	<b>\$35,348</b>	<b>100.0%</b>

#### Operating Funding Sources



#### Capital Funding Sources



### Modal Characteristics

#### Operation Characteristics

#### Vehicles Operated at Maximum Service

Mode	Directly Operated	Purchased Transportation	Operating Expenses	Fare Revenues	Uses of Capital Funds	Annual Unlinked Trips	Annual Vehicle Revenue Miles	Annual Vehicle Revenue Hours
Demand Response	-	3	\$295,755	\$3,844	\$0	13,783	51,989	5,287
Bus	-	4	\$891,510	\$38,013	\$35,348	40,593	119,493	7,772
<b>Total</b>	<b>-</b>	<b>7</b>	<b>\$1,187,265</b>	<b>\$41,857</b>	<b>\$35,348</b>	<b>54,376</b>	<b>171,482</b>	<b>13,059</b>

#### Performance Measures

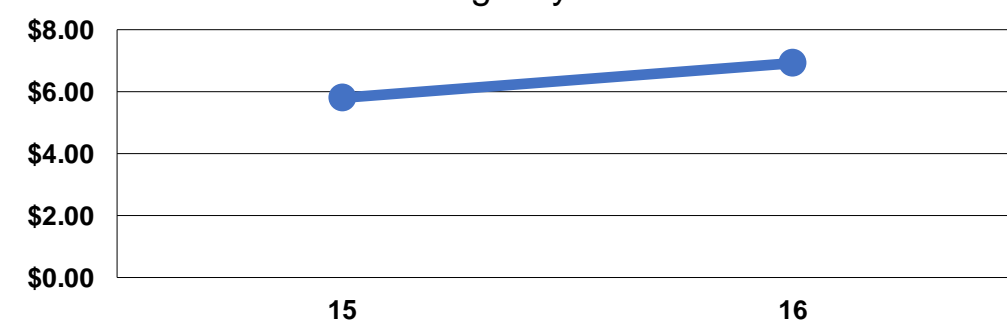
#### Service Efficiency

Mode	Operating Expenses per Vehicle Revenue Mile	Operating Expenses per Vehicle Revenue Hour
Demand Response	\$5.69	\$55.94
Bus	\$7.46	\$114.71
<b>Total</b>	<b>\$6.92</b>	<b>\$90.92</b>

#### Service Effectiveness

Mode	Operating Expenses per Unlinked Passenger Trip	Unlinked Trips per Vehicle Revenue Mile	Unlinked Trips per Vehicle Revenue Hour
Demand Response	\$21.46	0.3	2.6
Bus	\$21.96	0.3	5.2
<b>Total</b>	<b>\$21.83</b>	<b>0.3</b>	<b>4.2</b>

Operating Expense per Vehicle Revenue Mile: Agency Total



Unlinked Passenger Trips per Vehicle Revenue Mile: Agency Total

