

**General Information**

**Financial Information**

**Service Consumption**

21,707 Annual Unlinked Trips (UPT)

**Service Supplied**

50,243 Annual Vehicle Revenue Miles (VRM)

3,764 Annual Vehicle Revenue Hours (VRH)

**Summary of Operating Expenses (OE)**

\$340,815 Total Operating Expenses

**Database Information**

NTDID: 0R04-00387

Reporter Type: Rural General Public Transit

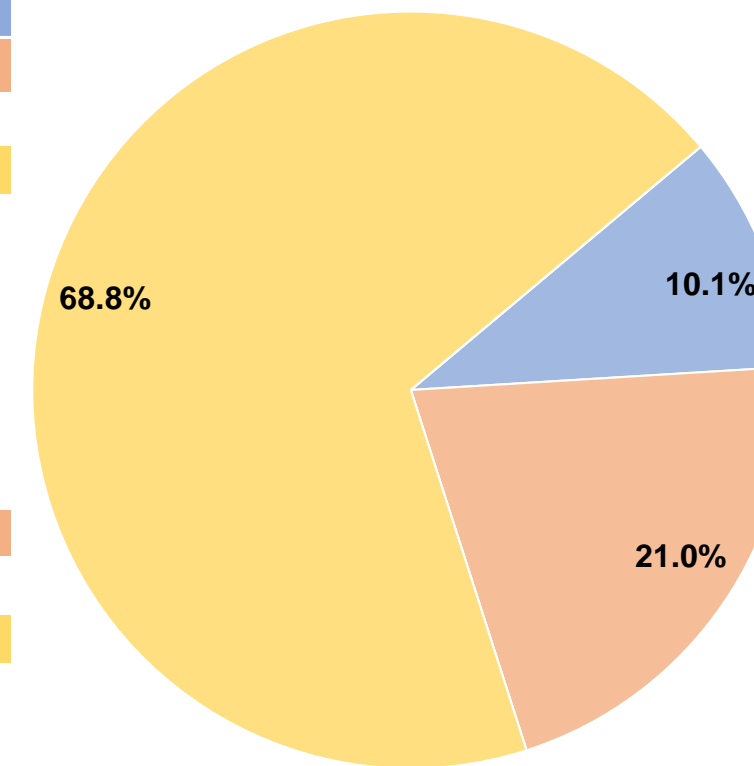
**Sources of Operating Funds Expended**

Fare Revenues	\$34,559	10.1%
Local Funds	\$71,655	21.0%
State Funds	\$0	0.0%
Federal Assistance	\$234,601	68.8%
Other Funds	\$0	0.0%
<b>Total Operating Funds Expended</b>	<b>\$340,815</b>	<b>100.0%</b>

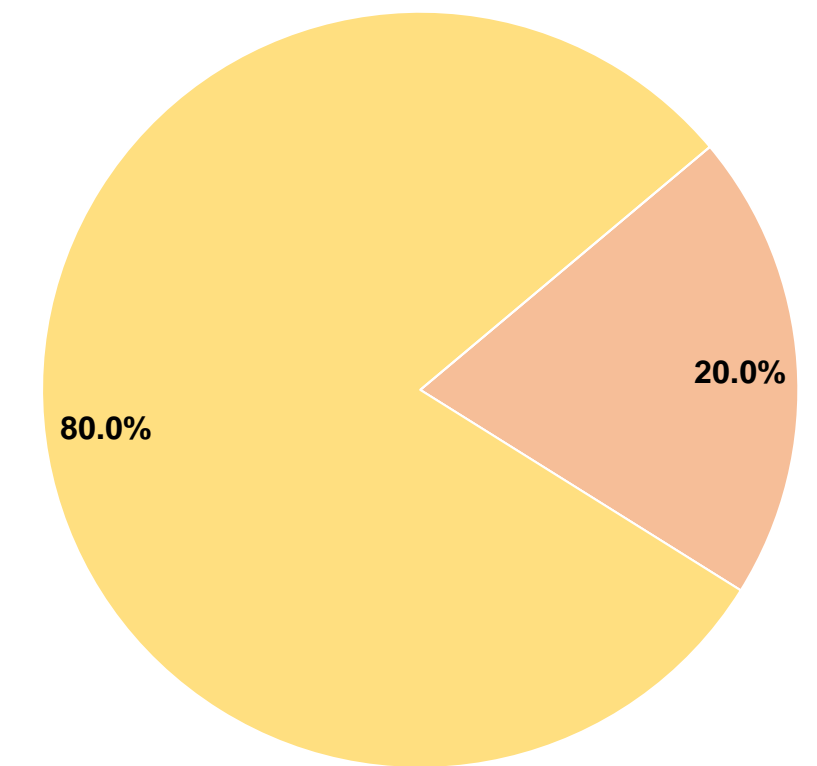
**Sources of Capital Funds Expended**

Fare Revenues	\$0	0.0%
Local Funds	\$19,618	20.0%
State Funds	\$0	0.0%
Federal Assistance	\$78,420	80.0%
Other Funds	\$0	0.0%
<b>Total Capital Funds Expended</b>	<b>\$98,038</b>	<b>100.0%</b>

**Operating Funding Sources**



**Capital Funding Sources**



**Modal Characteristics**

**Operation Characteristics**

**Vehicles Operated at Maximum Service**

Mode	Directly Operated	Purchased Transportation	Operating Expenses	Fare Revenues	Uses of Capital Funds	Annual Unlinked Trips	Annual Vehicle Revenue Miles	Annual Vehicle Revenue Hours
Bus	4	-	\$340,815	\$34,559	\$98,038	21,707	50,243	3,764
<b>Total</b>	<b>4</b>	<b>-</b>	<b>\$340,815</b>	<b>\$34,559</b>	<b>\$98,038</b>	<b>21,707</b>	<b>50,243</b>	<b>3,764</b>

**Performance Measures**

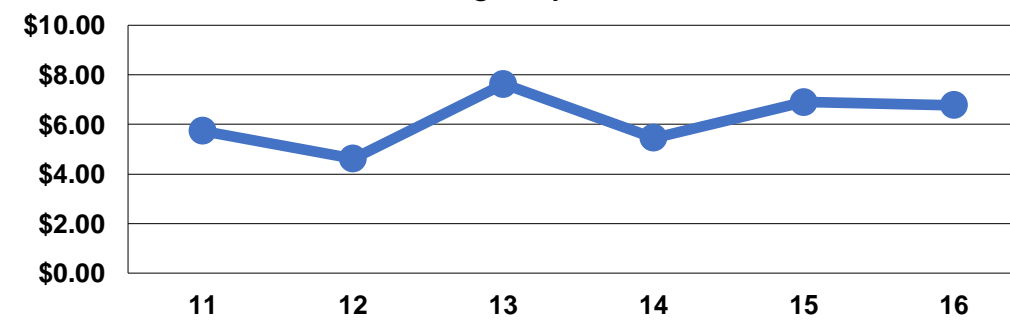
**Service Efficiency**

Mode	Operating Expenses per Vehicle Revenue Mile	Operating Expenses per Vehicle Revenue Hour
Bus	\$6.78	\$90.55
<b>Total</b>	<b>\$6.78</b>	<b>\$90.55</b>

**Service Effectiveness**

Mode	Operating Expenses per Unlinked Passenger Trip	Unlinked Trips per Vehicle Revenue Mile	Unlinked Trips per Vehicle Revenue Hour
Bus	\$15.70	0.4	5.8
<b>Total</b>	<b>\$15.70</b>	<b>0.4</b>	<b>5.8</b>

Operating Expense per Vehicle Revenue Mile: Agency Total



Unlinked Passenger Trips per Vehicle Revenue Mile: Agency Total

