

General Information

Urbanized Area (UZA) Statistics - 2010 Census

Boston, MA-NH-RI
1,873 Square Miles
4,181,019 Population
10 Pop. Rank out of 498 UZAs

Other UZAs Served

0 New Hampshire Non-UZA, 160 Nashua, NH-MA

Service Area Statistics

172 Square Miles
112,897 Population

Service Consumption

13,019 Annual Unlinked Trips (UPT)

Service Supplied

104,557 Annual Vehicle Revenue Miles (VRM)
5,689 Annual Vehicle Revenue Hours (VRH)

Database Information

NTDID: 10123

Reporter Type: Reduced Reporter

Financial Information

Sources of Operating Funds Expended

Fare Revenues	\$14,745	2.8%
Local Funds	\$125,989	24.1%
State Funds	\$0	0.0%
Federal Assistance	\$358,679	68.5%
Other Funds	\$24,070	4.6%

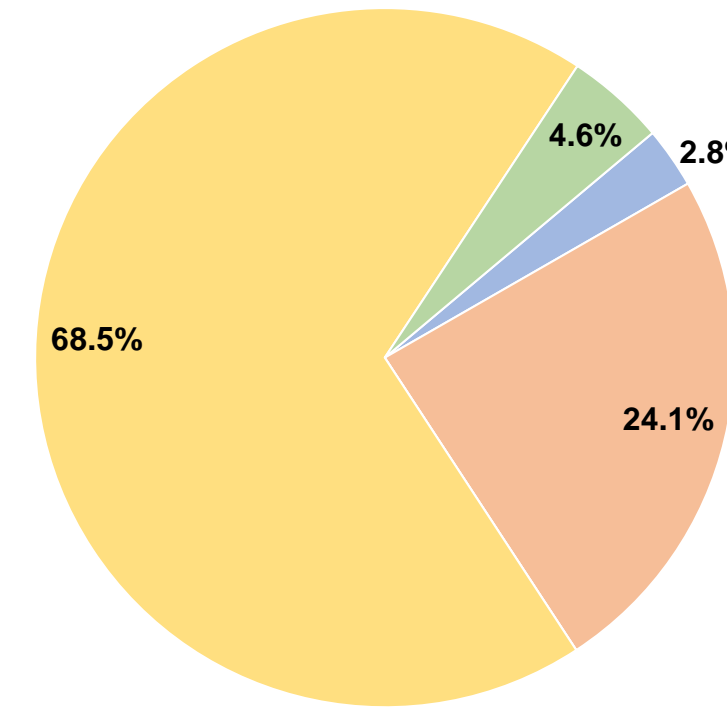
Total Operating Funds Expended \$523,483 100.0%

Sources of Capital Funds Expended

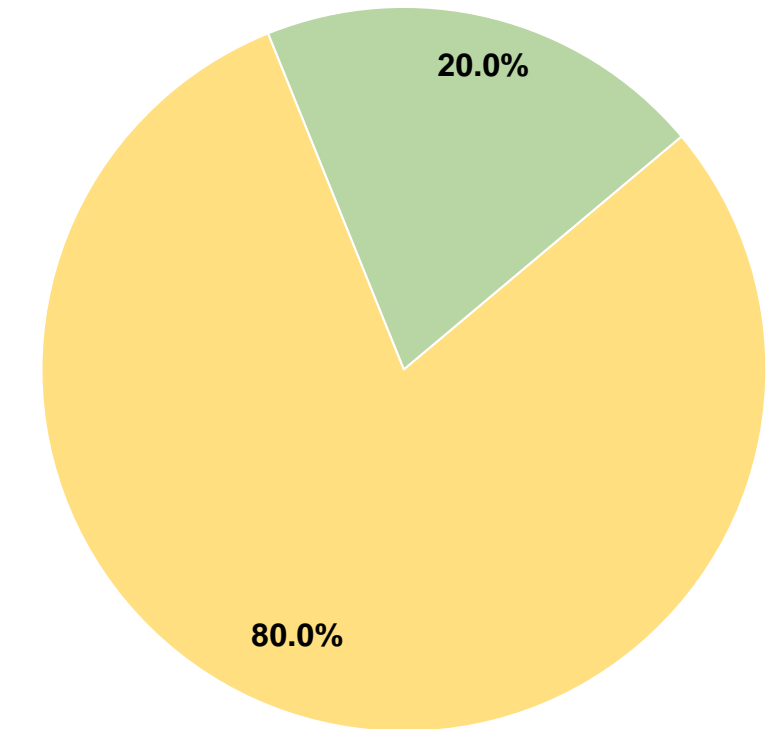
Fare Revenues	\$0	0.0%
Local Funds	\$0	0.0%
State Funds	\$0	0.0%
Federal Assistance	\$31,378	80.0%
Other Funds	\$7,845	20.0%

Total Capital Funds Expended \$39,223 100.0%

Operating Funding Sources



Capital Funding Sources



Modal Characteristics

Operation Characteristics

Vehicles Operated at Maximum Service

Mode	Directly Operated	Purchased Transportation	Operating Expenses	Fare Revenues	Uses of Capital Funds	Annual Unlinked Trips	Annual Vehicle Revenue Miles	Annual Vehicle Revenue Hours	Average Fleet Age in Years ^a
Demand Response	-	7	\$465,019	\$14,745	\$39,223	10,716	94,476	4,943	6.5
Bus	-	1	\$45,598	\$0	\$0	2,303	10,081	746	7.0
Total	-	8	\$510,617	\$14,745	\$39,223	13,019	104,557	5,689	

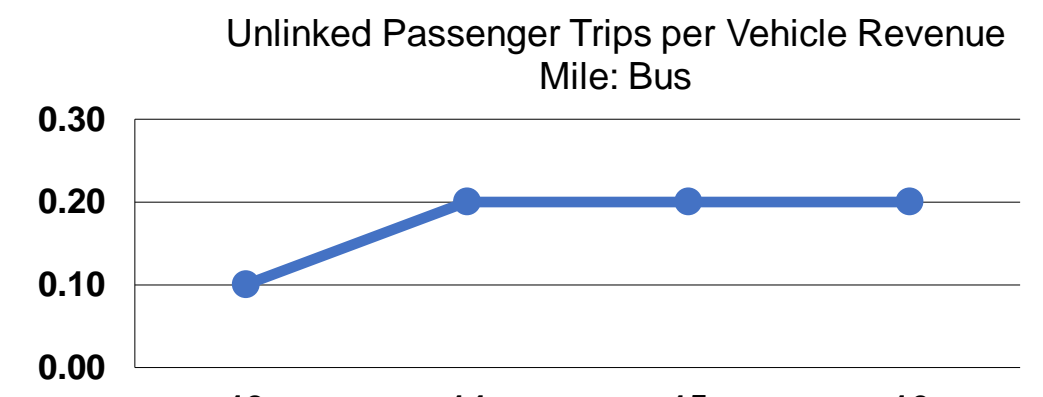
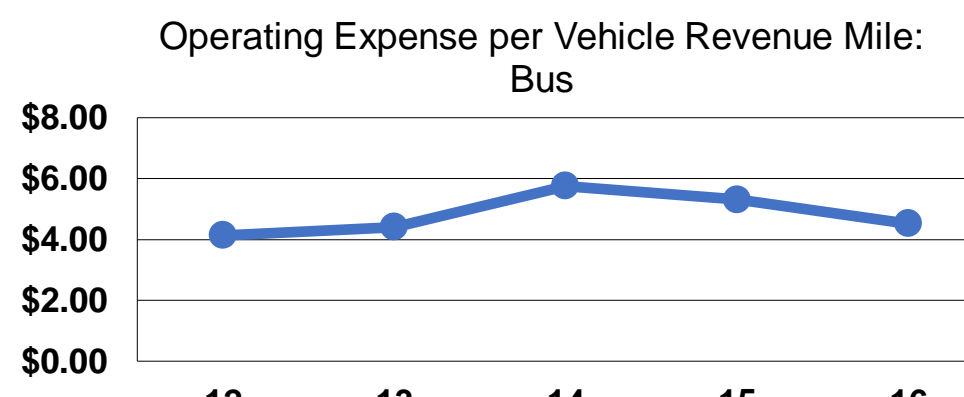
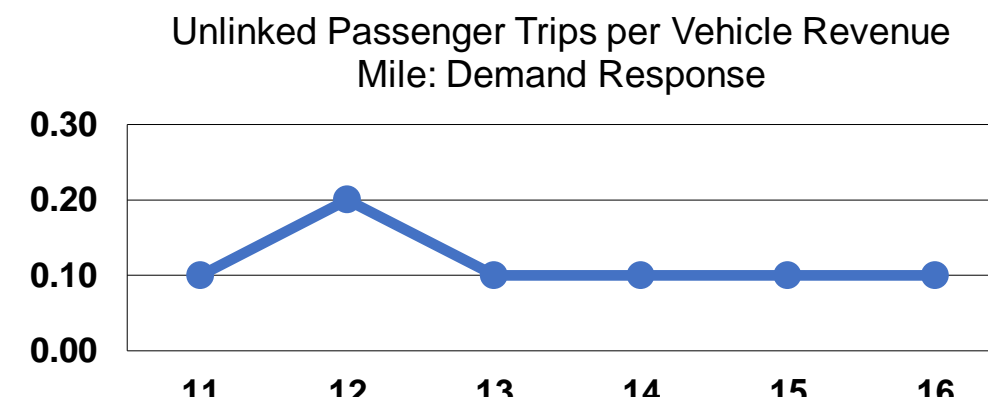
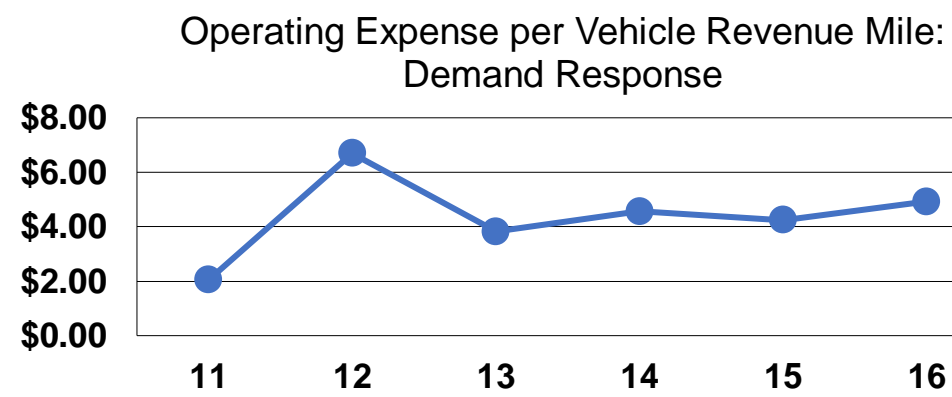
Performance Measures

Service Efficiency

Mode	Operating Expenses per Vehicle Revenue Mile	Operating Expenses per Vehicle Revenue Hour
Demand Response	\$4.92	\$94.08
Bus	\$4.52	\$61.12
Total	\$4.88	\$89.76

Service Effectiveness

Mode	Operating Expenses per Unlinked Passenger Trip	Unlinked Trips per Vehicle Revenue Mile	Unlinked Trips per Vehicle Revenue Hour
Demand Response	\$43.39	0.1	2.2
Bus	\$19.80	0.2	3.1
Total	\$39.22	0.1	2.3



Notes:

^aDemand Response - Taxi (DT) and non-dedicated fleets do not report fleet age data.