

# Adams Council on Aging

## 2016 Annual Agency Profile

### General Information

#### Urbanized Area (UZA) Statistics - 2010 Census

Pittsfield, MA  
34 Square Miles  
59,124 Population  
448 Pop. Rank out of 498 UZAs

#### Other UZAs Served

0 Massachusetts Non-UZA

#### Service Area Statistics

384 Square Miles  
127,500 Population

#### Service Consumption

10,101 Annual Unlinked Trips (UPT)

#### Service Supplied

31,232 Annual Vehicle Revenue Miles (VRM)  
3,597 Annual Vehicle Revenue Hours (VRH)

#### Database Information

NTDID: 10185

Reporter Type: Reduced Reporter

### Financial Information

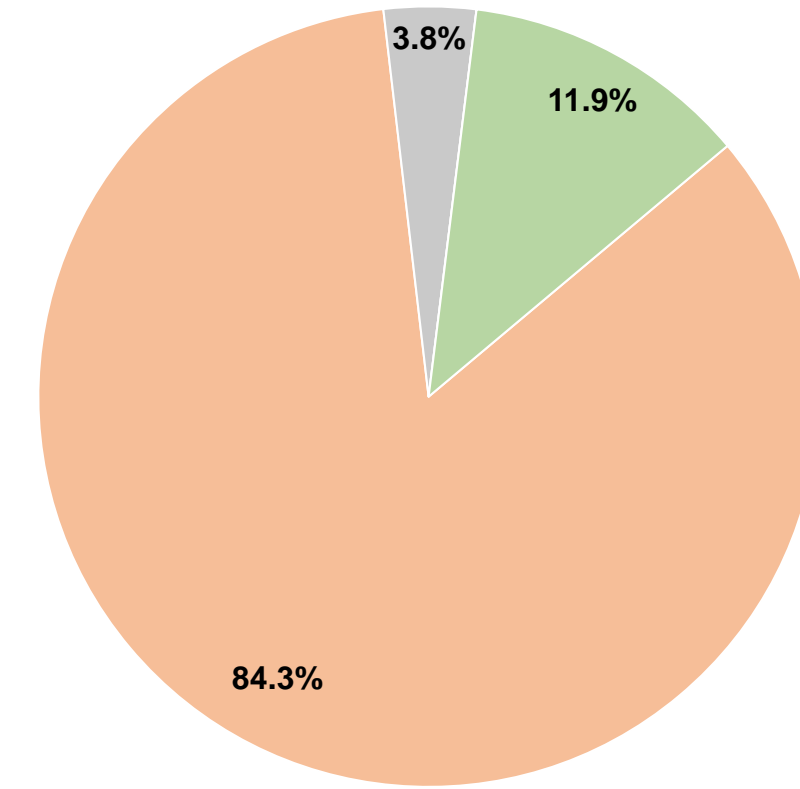
#### Sources of Operating Funds Expended

Fare Revenues	\$0	0.0%
Local Funds	\$112,038	84.3%
State Funds	\$5,072	3.8%
Federal Assistance	\$0	0.0%
Other Funds	\$15,860	11.9%
<b>Total Operating Funds Expended</b>	<b>\$132,970</b>	<b>100.0%</b>

#### Sources of Capital Funds Expended

Fare Revenues	\$0
Local Funds	\$0
State Funds	\$0
Federal Assistance	\$0
Other Funds	\$0
<b>Total Capital Funds Expended</b>	<b>\$0</b>

#### Operating Funding Sources



### Modal Characteristics

#### Operation Characteristics

##### Vehicles Operated at Maximum Service

Mode	Directly Operated	Purchased Transportation	Operating Expenses	Fare Revenues	Uses of Capital Funds	Annual Unlinked Trips	Annual Vehicle Revenue Miles	Annual Vehicle Revenue Hours	Average Fleet Age in Years <sup>a</sup>
Demand Response	2	-	\$132,970	\$0	\$0	10,101	31,232	3,597	2.5
<b>Total</b>	<b>2</b>	<b>-</b>	<b>\$132,970</b>	<b>\$0</b>	<b>\$0</b>	<b>10,101</b>	<b>31,232</b>	<b>3,597</b>	

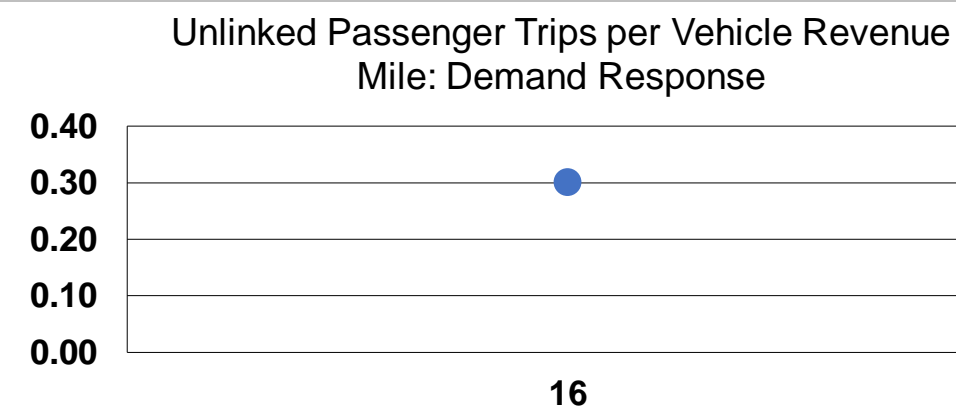
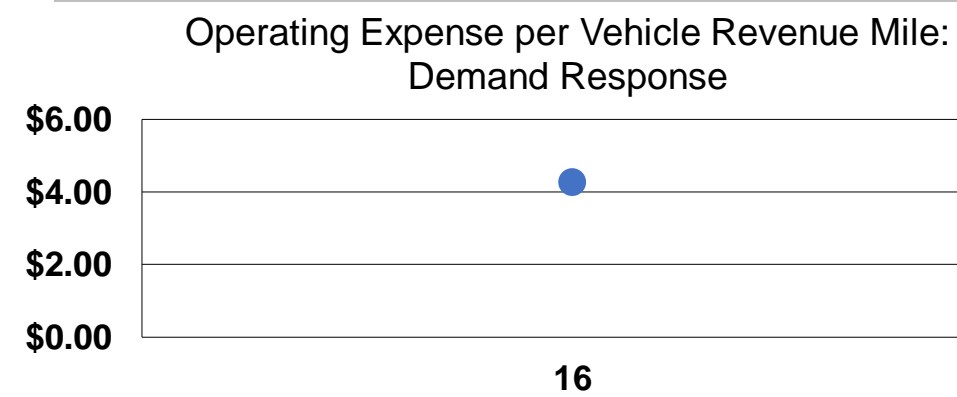
#### Performance Measures

##### Service Efficiency

Mode	Operating Expenses per Vehicle Revenue Mile	Operating Expenses per Vehicle Revenue Hour
Demand Response	\$4.26	\$36.97
<b>Total</b>	<b>\$4.26</b>	<b>\$36.97</b>

##### Service Effectiveness

Mode	Operating Expenses per Unlinked Passenger Trip	Unlinked Trips per Vehicle Revenue Mile	Unlinked Trips per Vehicle Revenue Hour
Demand Response	\$13.16	0.3	2.8
<b>Total</b>	<b>\$13.16</b>	<b>0.3</b>	<b>2.8</b>



#### Notes:

<sup>a</sup>Demand Response - Taxi (DT) and non-dedicated fleets do not report fleet age data.