

# Mashantucket Pequot Tribal Nation

2016 Annual Agency Profile

ATTENTION: Keith Gove  
Mashantucket, CT 06338

Director of Public Works: Mr. Keith Gove

## General Information

### Federally Recognized Tribal Statistical Areas

Mashantucket Pequot Reservation and Off-Reservation Trust  
Land, CT

### Service Consumption

410,354 Annual Unlinked Trips (UPT)

### Service Supplied

208,613 Annual Vehicle Revenue Miles (VRM)

24,068 Annual Vehicle Revenue Hours (VRH)

### Database Information

NTDID: 11152

Reporter Type: Tribal Reporter

## Financial Information

### Sources of Operating Funds Expended

Fare Revenues	\$0	0.0%
Local Funds	\$392,024	100.0%
State Funds	\$0	0.0%
Federal Assistance	\$0	0.0%
Other Funds	\$0	0.0%

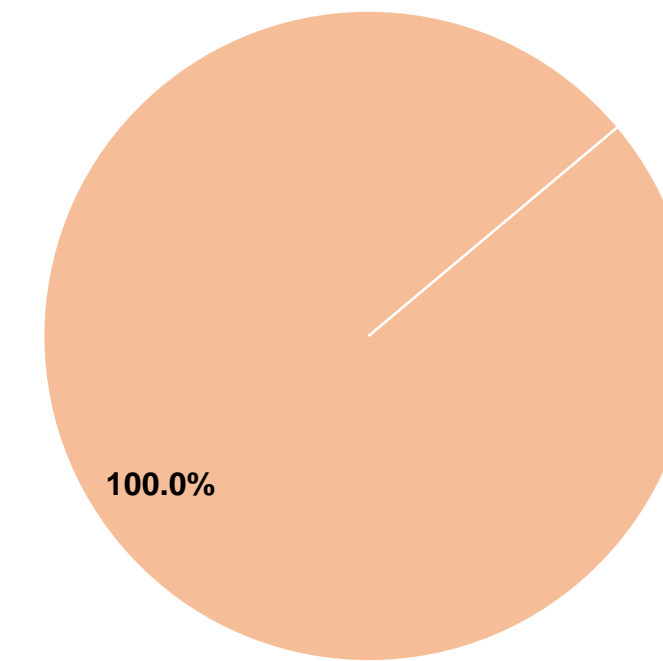
**Total Operating Funds Expended \$392,024 100.0%**

### Sources of Capital Funds Expended

Fare Revenues	\$0
Local Funds	\$0
State Funds	\$0
Federal Assistance	\$0
Other Funds	\$0

**Total Capital Funds Expended \$0**

### Operating Funding Sources



## Modal Characteristics

### Operation Characteristics

#### Vehicles Operated at Maximum Service

Mode	Directly Operated	Purchased Transportation	Operating Expenses	Fare Revenues	Uses of Capital Funds	Annual Unlinked Trips	Annual Vehicle Revenue Miles	Annual Vehicle Revenue Hours	Average Fleet Age in Years <sup>a</sup>
Demand Response	8	-	\$33,226	\$0	\$0	2,691	9,281	258	11.6
Bus	5	-	\$358,798	\$0	\$0	407,663	199,332	23,810	9.9
<b>Total</b>	<b>13</b>	<b>-</b>	<b>\$392,024</b>	<b>\$0</b>	<b>\$0</b>	<b>410,354</b>	<b>208,613</b>	<b>24,068</b>	

### Performance Measures

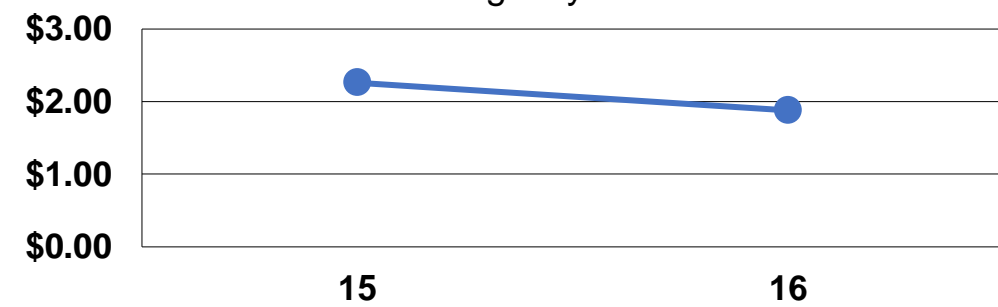
#### Service Efficiency

Mode	Operating Expenses per Vehicle Revenue Mile	Operating Expenses per Vehicle Revenue Hour
Demand Response	\$3.58	\$128.78
Bus	\$1.80	\$15.07
<b>Total</b>	<b>\$1.88</b>	<b>\$16.29</b>

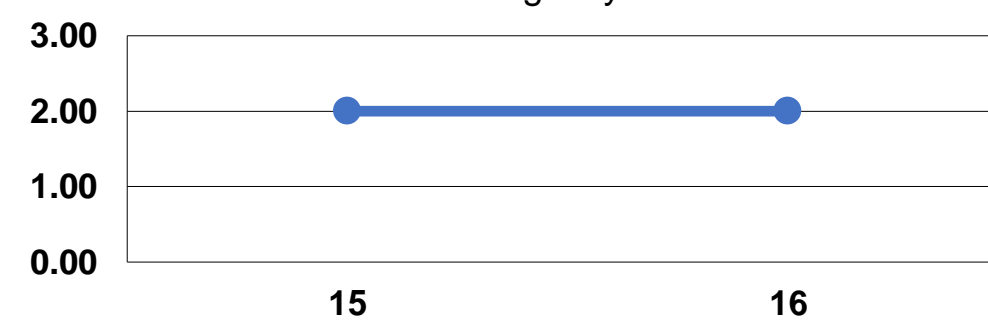
#### Service Effectiveness

Mode	Operating Expenses per Unlinked Passenger Trip	Unlinked Trips per Vehicle Revenue Mile	Unlinked Trips per Vehicle Revenue Hour
Demand Response	\$12.35	0.3	10.4
Bus	\$0.88	2.1	17.1
<b>Total</b>	<b>\$0.96</b>	<b>2.0</b>	<b>17.0</b>

Operating Expense per Vehicle Revenue Mile: Agency Total



Unlinked Passenger Trips per Vehicle Revenue Mile: Agency Total



#### Notes:

<sup>a</sup>Demand Response - Taxi (DT) and non-dedicated fleets do not report fleet age data.