

Martha's Vineyard Transit Authority

2016 Annual Agency Profile

Manager of Transit Programs: Mr. Tom Schiavone

General Information

Service Consumption

1,379,948 Annual Unlinked Trips (UPT)

Service Supplied

1,239,451 Annual Vehicle Revenue Miles (VRM)
74,362 Annual Vehicle Revenue Hours (VRH)

Summary of Operating Expenses (OE)

\$5,199,890 Total Operating Expenses

Database Information

NTDID: 1R02-10145

Reporter Type: Rural General Public Transit

Financial Information

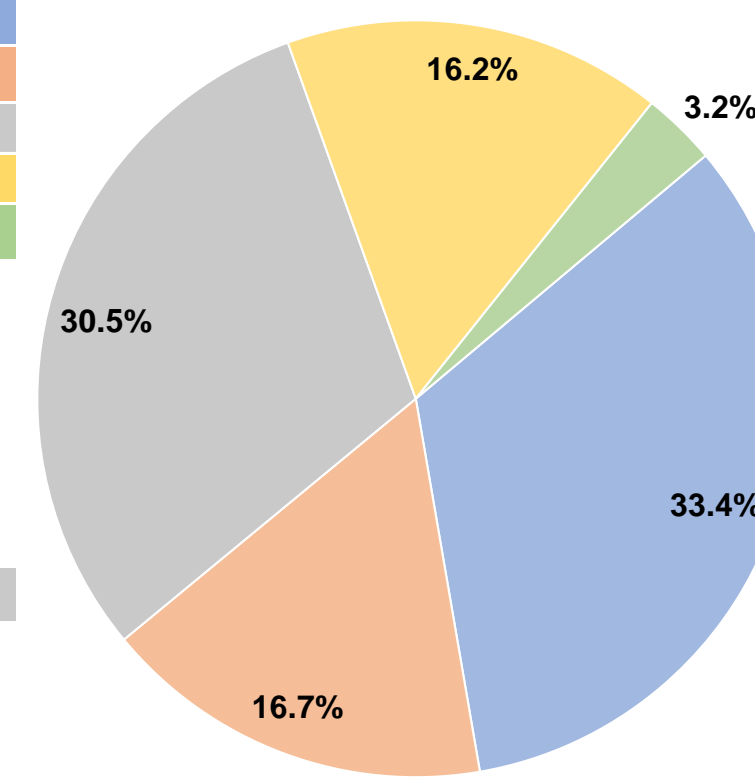
Sources of Operating Funds Expended

Fare Revenues	\$1,736,745	33.4%
Local Funds	\$869,926	16.7%
State Funds	\$1,585,533	30.5%
Federal Assistance	\$842,891	16.2%
Other Funds	\$164,795	3.2%
Total Operating Funds Expended	\$5,199,890	100.0%

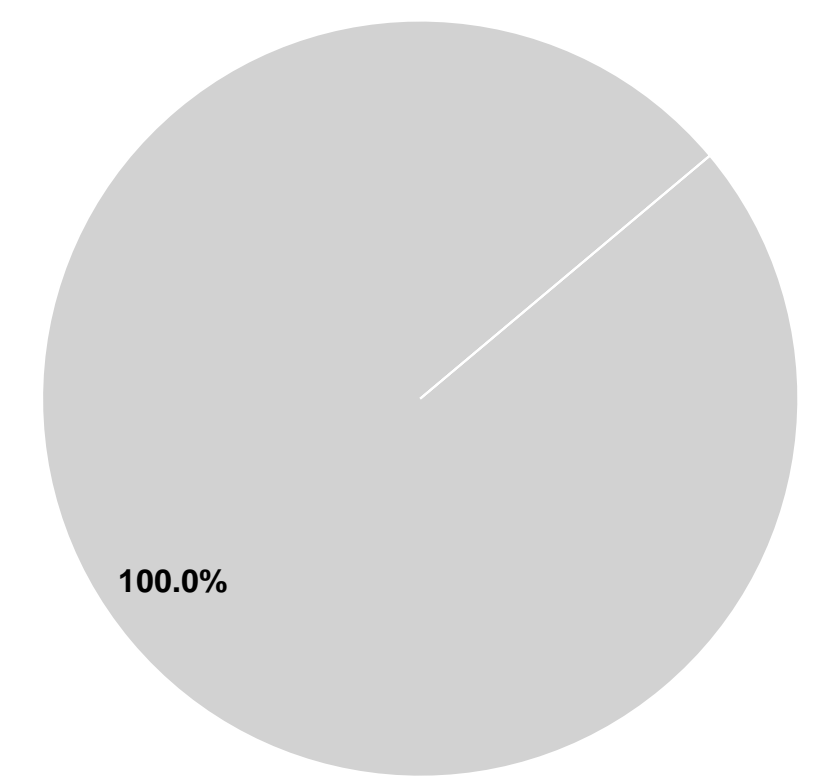
Sources of Capital Funds Expended

Fare Revenues	\$0	0.0%
Local Funds	\$0	0.0%
State Funds	\$2,147,510	100.0%
Federal Assistance	\$0	0.0%
Other Funds	\$0	0.0%
Total Capital Funds Expended	\$2,147,510	100.0%

Operating Funding Sources



Capital Funding Sources



Modal Characteristics

Operation Characteristics

Vehicles Operated at Maximum Service

Mode	Directly Operated	Purchased Transportation	Operating Expenses	Fare Revenues	Uses of Capital Funds	Annual Unlinked Trips	Annual Vehicle Revenue Miles	Annual Vehicle Revenue Hours
Demand Response	5	-	\$615,570	\$33,558	\$62,510	15,180	90,400	6,080
Bus	29	-	\$4,584,320	\$1,703,187	\$2,085,000	1,364,768	1,149,051	68,282
Total	34	-	\$5,199,890	\$1,736,745	\$2,147,510	1,379,948	1,239,451	74,362

Performance Measures

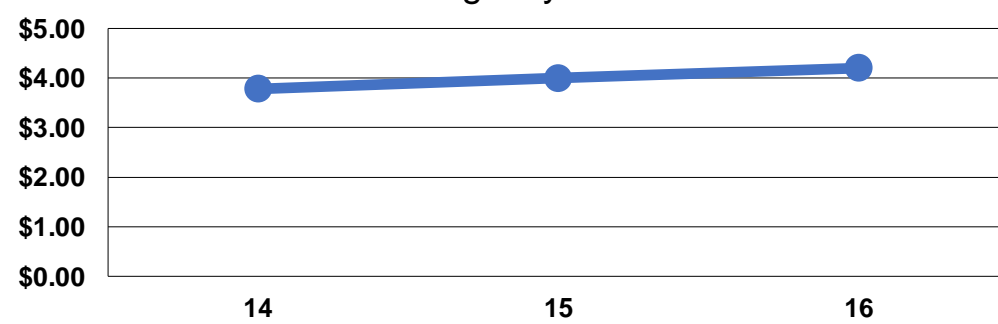
Service Efficiency

Mode	Operating Expenses per Vehicle Revenue Mile	Operating Expenses per Vehicle Revenue Hour
Demand Response	\$6.81	\$101.25
Bus	\$3.99	\$67.14
Total	\$4.20	\$69.93

Service Effectiveness

Mode	Operating Expenses per Unlinked Passenger Trip	Unlinked Trips per Vehicle Revenue Mile	Unlinked Trips per Vehicle Revenue Hour
Demand Response	\$40.55	0.2	2.5
Bus	\$3.36	1.2	20.0
Total	\$3.77	1.1	18.6

Operating Expense per Vehicle Revenue Mile: Agency Total



Unlinked Passenger Trips per Vehicle Revenue Mile: Agency Total

