

## General Information

### Service Consumption

41,663 Annual Unlinked Trips (UPT)

### Service Supplied

221,410 Annual Vehicle Revenue Miles (VRM)

18,062 Annual Vehicle Revenue Hours (VRH)

### Summary of Operating Expenses (OE)

\$573,066 Total Operating Expenses

### Database Information

NTDID: 1R04-10172

Reporter Type: Rural General Public Transit

## Financial Information

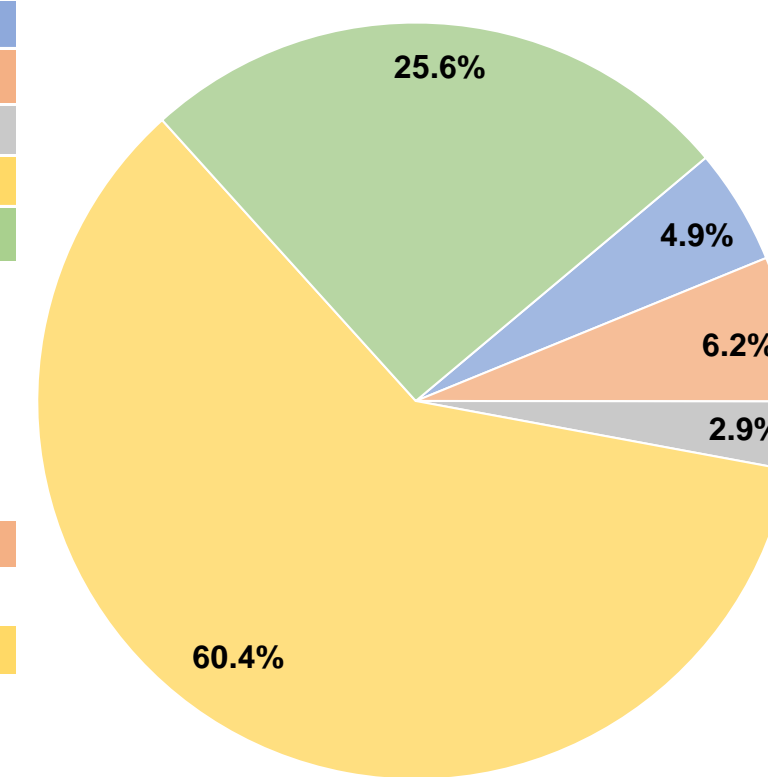
### Sources of Operating Funds Expended

Fare Revenues	\$28,333	4.9%
Local Funds	\$35,447	6.2%
State Funds	\$16,584	2.9%
Federal Assistance	\$346,119	60.4%
Other Funds	\$146,583	25.6%
<b>Total Operating Funds Expended</b>	<b>\$573,066</b>	<b>100.0%</b>

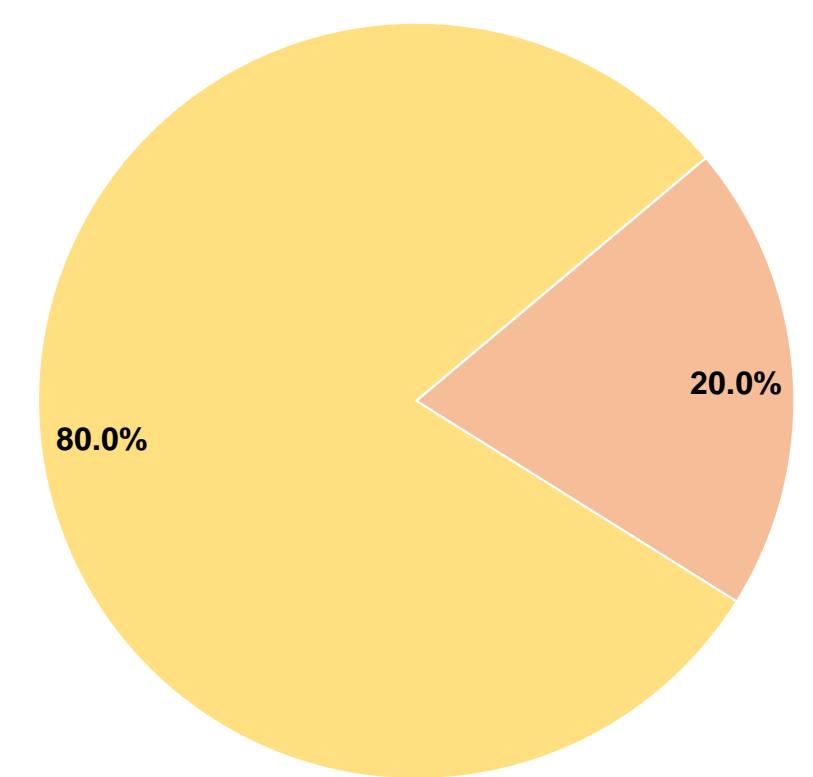
### Sources of Capital Funds Expended

Fare Revenues	\$0	0.0%
Local Funds	\$504	20.0%
State Funds	\$0	0.0%
Federal Assistance	\$2,014	80.0%
Other Funds	\$0	0.0%
<b>Total Capital Funds Expended</b>	<b>\$2,518</b>	<b>100.0%</b>

### Operating Funding Sources



### Capital Funding Sources



## Modal Characteristics

### Operation Characteristics

#### Vehicles Operated at Maximum Service

Mode	Directly Operated	Purchased Transportation	Operating Expenses	Fare Revenues	Uses of Capital Funds	Annual Unlinked Trips	Annual Vehicle Revenue Miles	Annual Vehicle Revenue Hours
Demand Response	7	-	\$332,657	\$9,106	\$1,000	20,490	146,494	13,050
Bus	4	-	\$240,409	\$19,227	\$1,518	21,173	74,916	5,012
<b>Total</b>	<b>11</b>	<b>-</b>	<b>\$573,066</b>	<b>\$28,333</b>	<b>\$2,518</b>	<b>41,663</b>	<b>221,410</b>	<b>18,062</b>

### Performance Measures


#### Service Efficiency

Mode	Operating Expenses per Vehicle Revenue Mile	Operating Expenses per Vehicle Revenue Hour
Demand Response	\$2.27	\$25.49
Bus	\$3.21	\$47.97
<b>Total</b>	<b>\$2.59</b>	<b>\$31.73</b>

#### Service Effectiveness

Mode	Operating Expenses per Unlinked Passenger Trip	Unlinked Trips per Vehicle Revenue Mile	Unlinked Trips per Vehicle Revenue Hour
Demand Response	\$16.24	0.1	1.6
Bus	\$11.35	0.3	4.2
<b>Total</b>	<b>\$13.75</b>	<b>0.2</b>	<b>2.3</b>

Operating Expense per Vehicle Revenue Mile: Agency Total



Unlinked Passenger Trips per Vehicle Revenue Mile: Agency Total

