

General Information

Federally Recognized Tribal Statistical Areas

Oil Springs Reservation, NY; Cattaraugus Reservation, NY;
 Allegany Reservation, NY

Service Consumption

11,575 Annual Unlinked Trips (UPT)

Service Supplied

228,256 Annual Vehicle Revenue Miles (VRM)
 7,376 Annual Vehicle Revenue Hours (VRH)

Database Information

NTDID: 22929
 Reporter Type: Tribal Reporter

Financial Information

Sources of Operating Funds Expended

Fare Revenues	\$15,189	3.1%
Local Funds	\$24,280	5.0%
State Funds	\$203,990	42.2%
Federal Assistance	\$240,062	49.6%
Other Funds	\$0	0.0%

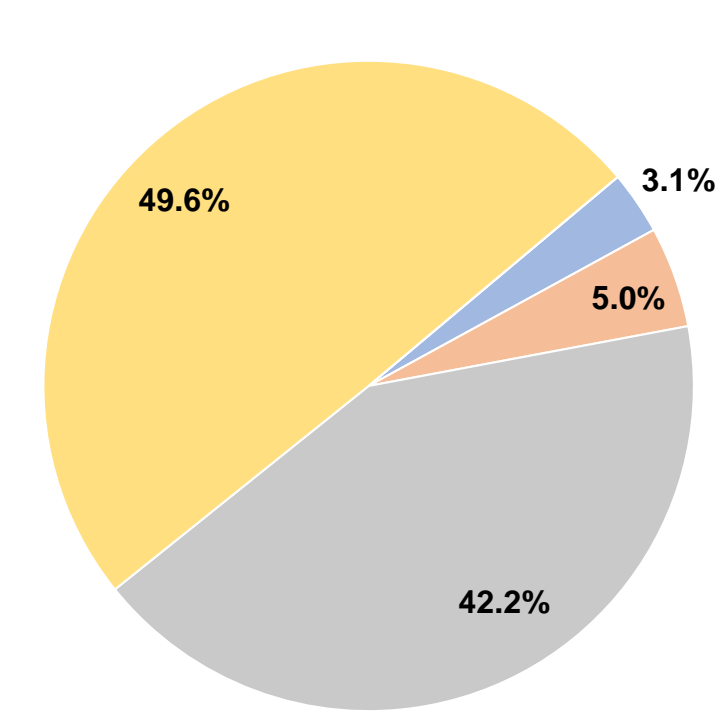
Total Operating Funds Expended \$483,521 100.0%

Sources of Capital Funds Expended

Fare Revenues	\$0
Local Funds	\$0
State Funds	\$0
Federal Assistance	\$0
Other Funds	\$0

Total Capital Funds Expended \$0

Operating Funding Sources



Modal Characteristics

Operation Characteristics

Vehicles Operated at Maximum Service

Mode	Directly Operated	Purchased Transportation	Operating Expenses	Fare Revenues	Uses of Capital Funds	Annual Unlinked Trips	Annual Vehicle Revenue Miles	Annual Vehicle Revenue Hours	Average Fleet Age in Years ^a
Bus	-	2 ¹	\$457,873 ¹	\$15,189	\$0 ¹	11,575	228,256	7,376	0.0
Total	-	2	\$457,873	\$15,189	\$0	11,575	228,256	7,376	

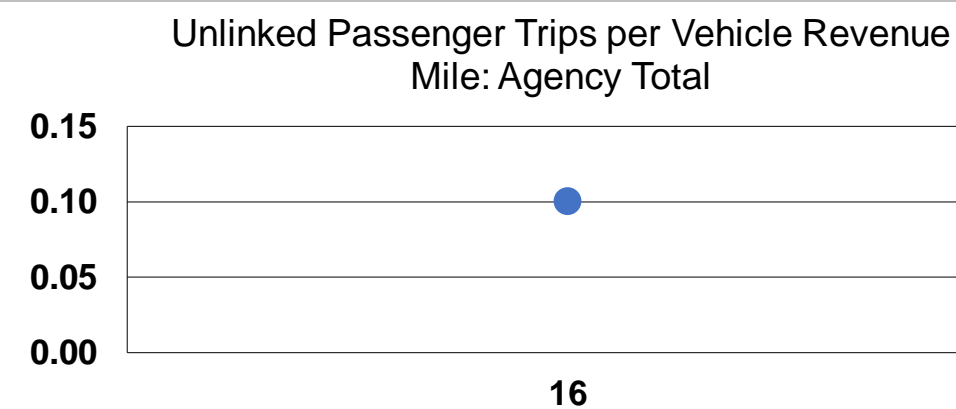
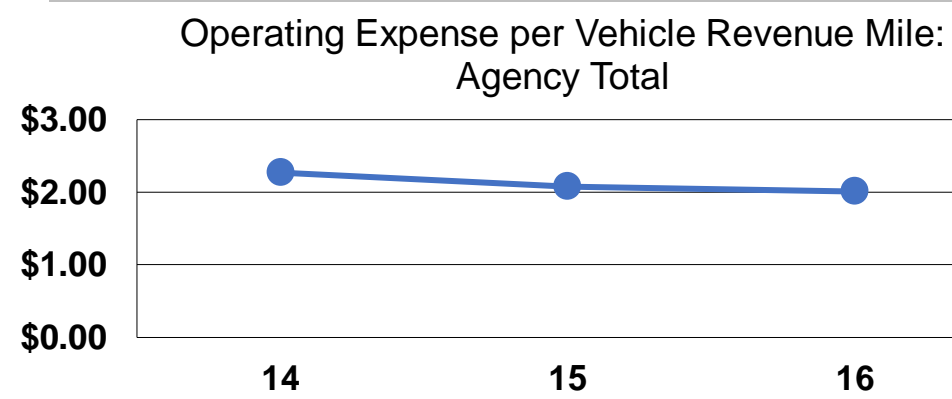
Performance Measures

Service Efficiency

Mode	Operating Expenses per Vehicle Revenue Mile	Operating Expenses per Vehicle Revenue Hour
Bus	\$2.01	\$62.08
Total	\$2.01	\$62.08

Service Effectiveness

Mode	Operating Expenses per Unlinked Passenger Trip	Unlinked Trips per Vehicle Revenue Mile	Unlinked Trips per Vehicle Revenue Hour
Bus	\$39.56	0.1	1.6
Total	\$39.56	0.1	1.6



Notes:

^aDemand Response - Taxi (DT) and non-dedicated fleets do not report fleet age data.

¹Excludes data for purchased transportation filed separately.

*This agency has a purchased transportation relationship in which they buy service from First Transit-Olean (NTDID: 20975), and in which the data are captured in another report for mode MB/PT.