http://www.townofmontgomery.com
110 Bracken Road
Montgomery, NY 12549

Town of Montgomery

2016 Annual Agency Profile

Intermodal Trans. Specialist II: Mr. William Telovsky

General Information

Service Consumption

16,011 **Annual Unlinked Trips (UPT)**

Service Supplied

82,811 **Annual Vehicle Revenue Miles (VRM)**
5,526 **Annual Vehicle Revenue Hours (VRH)**

Summary of Operating Expenses (OE)

$364,250 **Total Operating Expenses**

Database Information

NTDID: 2R02-20973
Reporter Type: Rural General Public Transit

Financial Information

Sources of Operating Funds Expended

Fare Revenues	$48,639	13.4%
Local Funds	$134,941	37.0%
State Funds	$99,022	27.2%
Federal Assistance	$81,648	22.4%
Other Funds	$0	0.0%
Total Operating Funds Expended	**$364,250**	100.0%

Sources of Capital Funds Expended

Fare Revenues	$0
Local Funds	$0
State Funds	$0
Federal Assistance	$0
Other Funds	$0
Total Capital Funds Expended	**$0**

Operating Funding Sources

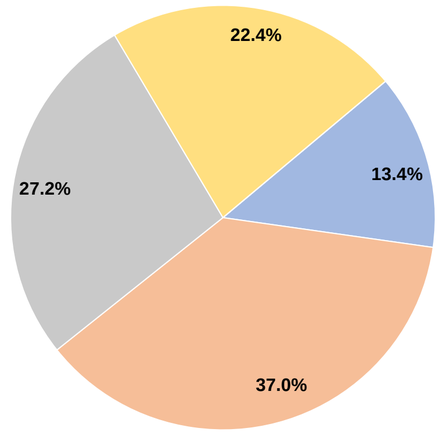

Modal Characteristics

Operation Characteristics

Mode	Vehicles Operated at Maximum Service: Directly Operated	Vehicles Operated at Maximum Service: Purchased Transportation	Operating Expenses	Fare Revenues	Uses of Capital Funds	Annual Unlinked Trips	Annual Vehicle Revenue Miles	Annual Vehicle Revenue Hours
Bus	3	-	$364,250	$48,639	$0	16,011	82,811	5,526
Total	**3**	**-**	**$364,250**	**$48,639**	**$0**	**16,011**	**82,811**	**5,526**

Performance Measures

Service Efficiency

Mode	Operating Expenses per Vehicle Revenue Mile	Operating Expenses per Vehicle Revenue Hour
Bus	$4.40	$65.92
Total	**$4.40**	**$65.92**

Service Effectiveness

Mode	Operating Expenses per Unlinked Passenger Trip	Unlinked Trips per Vehicle Revenue Mile	Unlinked Trips per Vehicle Revenue Hour
Bus	$22.75	0.2	2.9
Total	**$22.75**	**0.2**	**2.9**

Operating Expense per Vehicle Revenue Mile: Agency Total

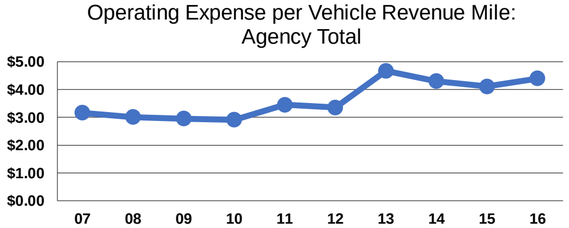
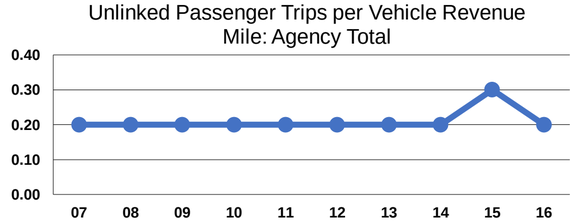
Unlinked Passenger Trips per Vehicle Revenue Mile: Agency Total