

General Information

Urbanized Area (UZA) Statistics - 2010 Census

Baltimore, MD
717 Square Miles
2,203,663 Population
19 Pop. Rank out of 498 UZAs

Service Area Statistics

24 Square Miles
130,600 Population

Service Consumption

444,635 Annual Unlinked Trips (UPT)

Service Supplied

607,747 Annual Vehicle Revenue Miles (VRM)
58,772 Annual Vehicle Revenue Hours (VRH)

Database Information

NTDID: 30040

Reporter Type: Reduced Reporter

Financial Information

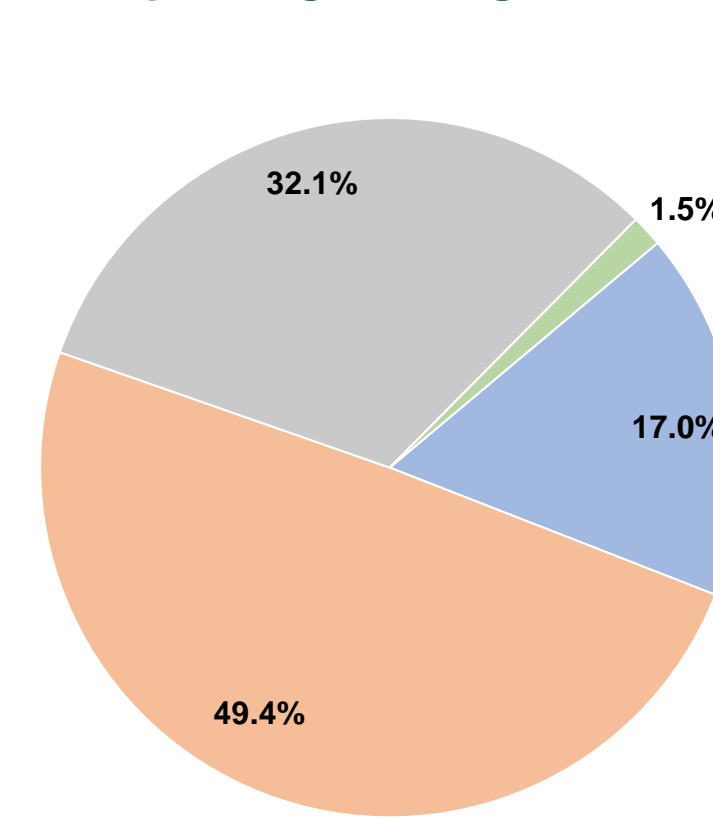
Sources of Operating Funds Expended

Fare Revenues	\$825,151	17.0%
Local Funds	\$2,394,039	49.4%
State Funds	\$1,553,625	32.1%
Federal Assistance	\$0	0.0%
Other Funds	\$70,448	1.5%
Total Operating Funds Expended	\$4,843,263	100.0%

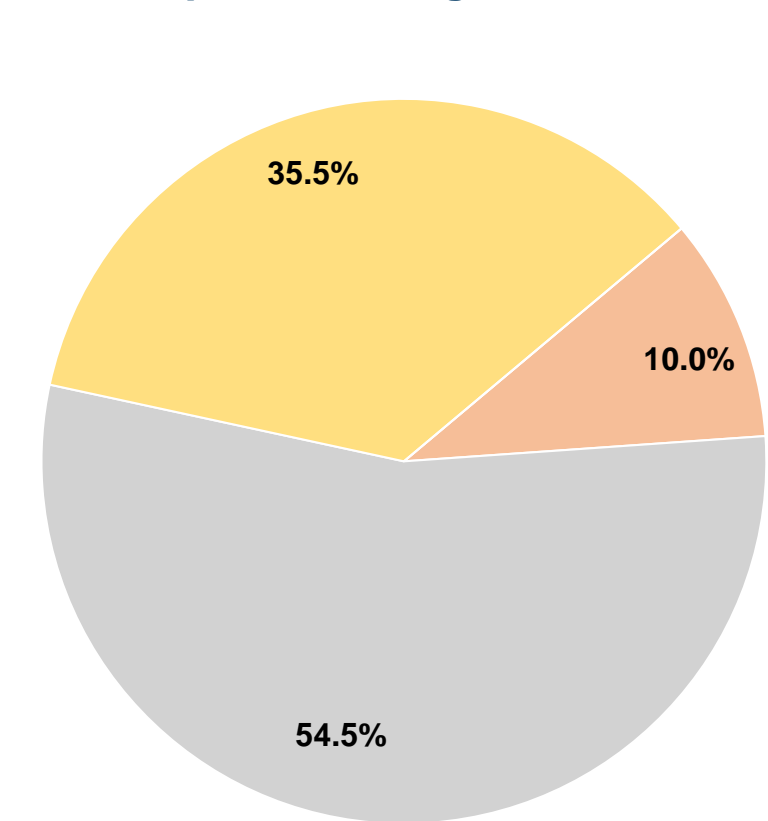
Sources of Capital Funds Expended

Fare Revenues	\$0	0.0%
Local Funds	\$105,622	10.0%
State Funds	\$575,681	54.5%
Federal Assistance	\$374,904	35.5%
Other Funds	\$0	0.0%
Total Capital Funds Expended	\$1,056,207	100.0%

Operating Funding Sources



Capital Funding Sources



Modal Characteristics

Operation Characteristics

Vehicles Operated at Maximum Service

Mode	Directly Operated	Purchased Transportation	Operating Expenses	Fare Revenues	Uses of Capital Funds	Annual Unlinked Trips	Annual Vehicle Revenue Miles	Annual Vehicle Revenue Hours	Average Fleet Age in Years ^a
Demand Response	1	-	\$259,165	\$10,484	\$105,621	5,663	27,559	6,224	5.0
Bus	12	-	\$4,584,098	\$814,667	\$950,586	438,972	580,188	52,548	7.2
Total	13	-	\$4,843,263	\$825,151	\$1,056,207	444,635	607,747	58,772	

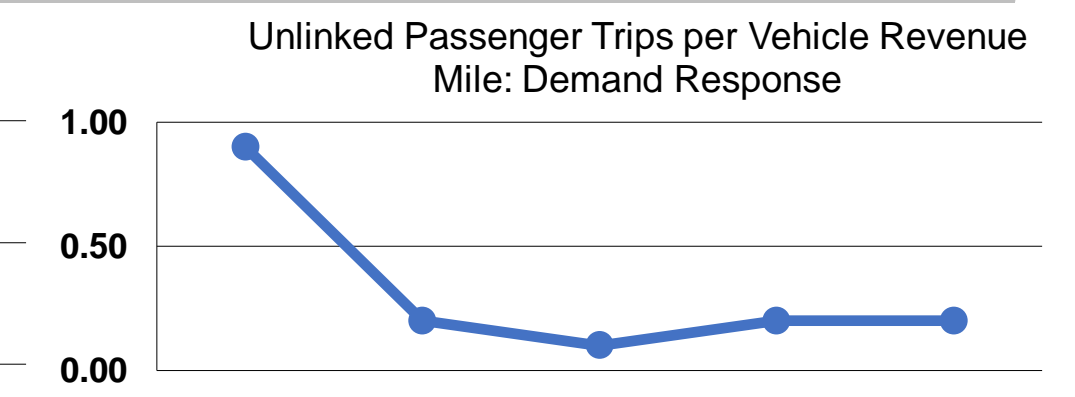
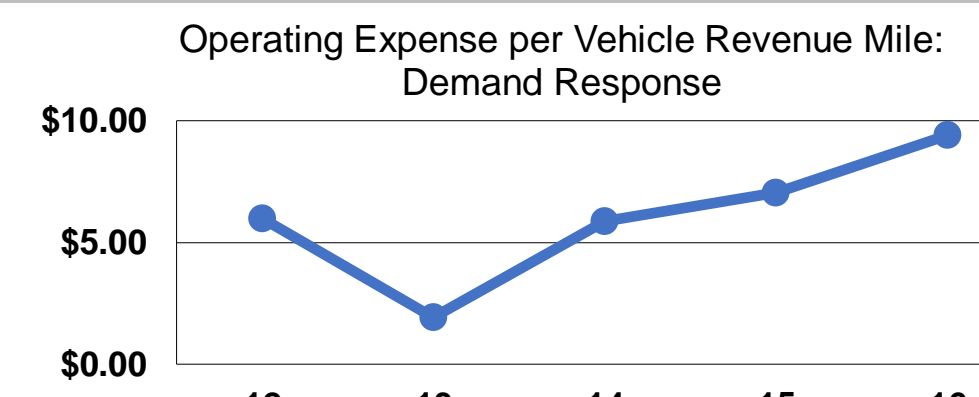
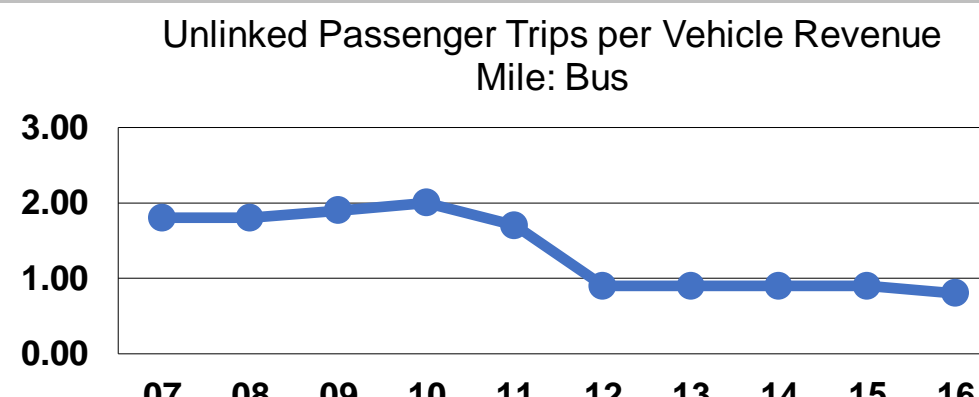
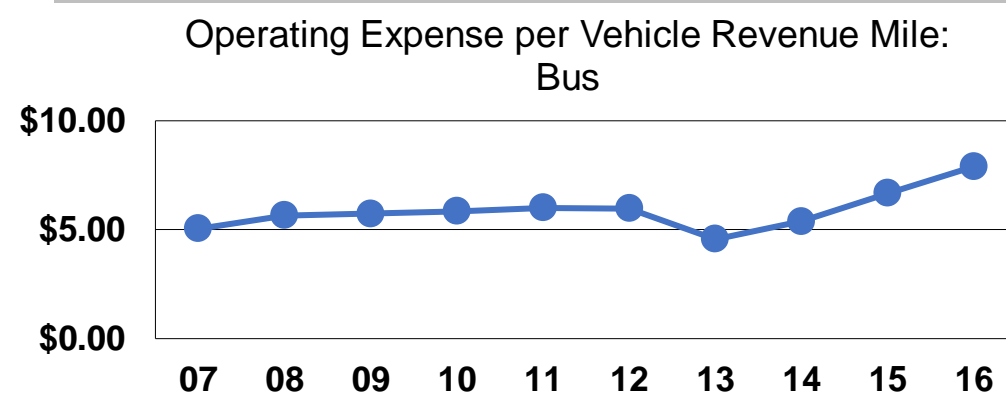
Performance Measures

Service Efficiency

Mode	Operating Expenses per Vehicle Revenue Mile	Operating Expenses per Vehicle Revenue Hour
Demand Response	\$9.40	\$41.64
Bus	\$7.90	\$87.24
Total	\$7.97	\$82.41

Service Effectiveness

Mode	Operating Expenses per Unlinked Passenger Trip	Unlinked Trips per Vehicle Revenue Mile	Unlinked Trips per Vehicle Revenue Hour
Demand Response	\$45.76	0.2	0.9
Bus	\$10.44	0.8	8.4
Total	\$10.89	0.7	7.6



Notes:

^aDemand Response - Taxi (DT) and non-dedicated fleets do not report fleet age data.