

Mayor and City Council Town of Ocean City

2016 Annual Agency Profile

Chief of Statewide Transit Dev: Mr. Glenn Hoge

General Information

Service Consumption

2,621,487 Annual Unlinked Trips (UPT)

Service Supplied

901,432 Annual Vehicle Revenue Miles (VRM)

91,617 Annual Vehicle Revenue Hours (VRH)

Summary of Operating Expenses (OE)

\$5,295,363 Total Operating Expenses

Database Information

NTDID: 3R03-30155

Reporter Type: Rural General Public Transit

Financial Information

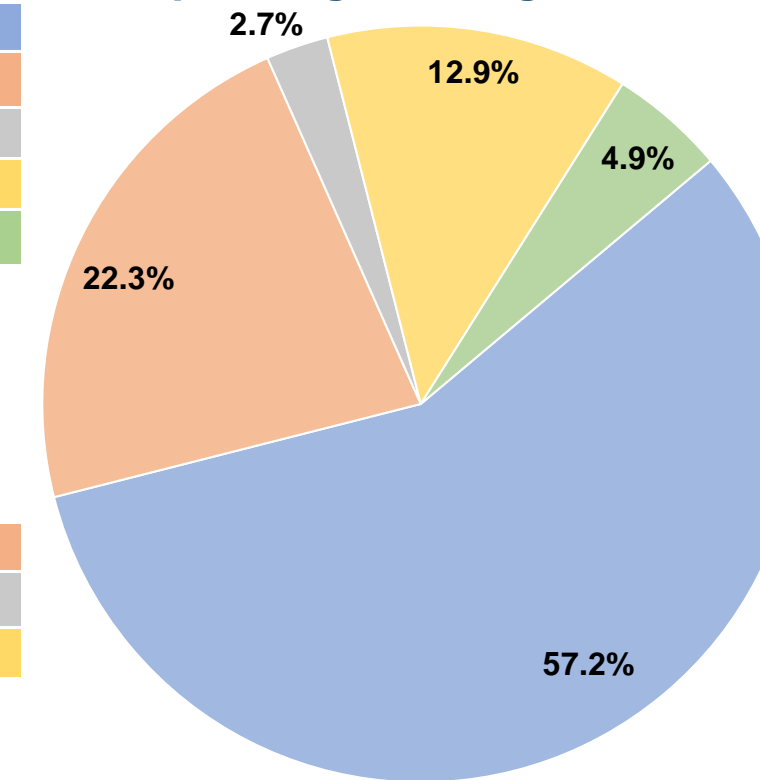
Sources of Operating Funds Expended

Fare Revenues	\$3,026,322	57.2%
Local Funds	\$1,181,925	22.3%
State Funds	\$141,125	2.7%
Federal Assistance	\$684,657	12.9%
Other Funds	\$261,334	4.9%
Total Operating Funds Expended	\$5,295,363	100.0%

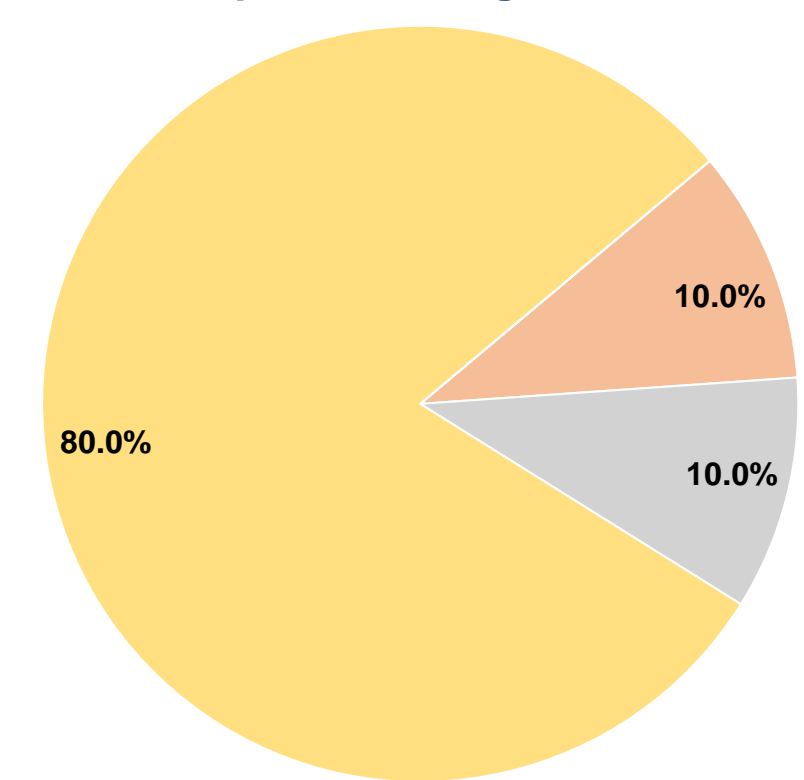
Sources of Capital Funds Expended

Fare Revenues	\$0	0.0%
Local Funds	\$153,017	10.0%
State Funds	\$153,017	10.0%
Federal Assistance	\$1,224,140	80.0%
Other Funds	\$0	0.0%
Total Capital Funds Expended	\$1,530,174	100.0%

Operating Funding Sources



Capital Funding Sources



Modal Characteristics

Operation Characteristics

Vehicles Operated at Maximum Service

Mode	Directly Operated	Purchased Transportation	Operating Expenses	Fare Revenues	Uses of Capital Funds	Annual Unlinked Trips	Annual Vehicle Revenue Miles	Annual Vehicle Revenue Hours
Demand Response	3	-	\$268,453	\$1,221	\$0	10,103	49,741	5,286
Bus	61	-	\$5,026,910	\$3,025,101	\$1,530,174	2,611,384	851,691	86,331
Total	64	-	\$5,295,363	\$3,026,322	\$1,530,174	2,621,487	901,432	91,617

Performance Measures


Service Efficiency

Mode	Operating Expenses per Vehicle Revenue Mile	Operating Expenses per Vehicle Revenue Hour
Demand Response	\$5.40	\$50.79
Bus	\$5.90	\$58.23
Total	\$5.87	\$57.80

Service Effectiveness

Mode	Operating Expenses per Unlinked Passenger Trip	Unlinked Trips per Vehicle Revenue Mile	Unlinked Trips per Vehicle Revenue Hour
Demand Response	\$26.57	0.2	1.9
Bus	\$1.93	3.1	30.3
Total	\$2.02	2.9	28.6

Operating Expense per Vehicle Revenue Mile: Agency Total



Unlinked Passenger Trips per Vehicle Revenue Mile: Agency Total

