

Borough of Mt. Carmel DBA Lower Anthracite Transportation System

2016 Annual Agency Profile

137 West 4th Street
Mount Carmel, PA 17851

Mass Transit Manager: Mr. Robert Sharp

General Information

Financial Information

Service Consumption

29,701 Annual Unlinked Trips (UPT)

Service Supplied

61,988 Annual Vehicle Revenue Miles (VRM)

5,188 Annual Vehicle Revenue Hours (VRH)

Summary of Operating Expenses (OE)

\$306,105 Total Operating Expenses

Database Information

NTDID: 3R04-30116

Reporter Type: Rural General Public Transit

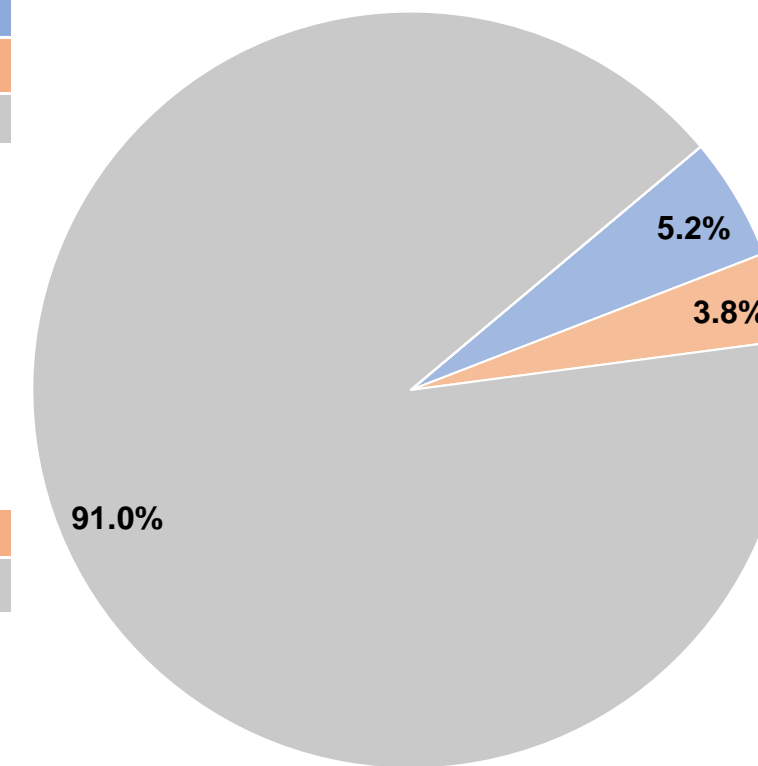
Sources of Operating Funds Expended

Fare Revenues	\$16,018	5.2%
Local Funds	\$11,605	3.8%
State Funds	\$278,482	91.0%
Federal Assistance	\$0	0.0%
Other Funds	\$0	0.0%
Total Operating Funds Expended	\$306,105	100.0%

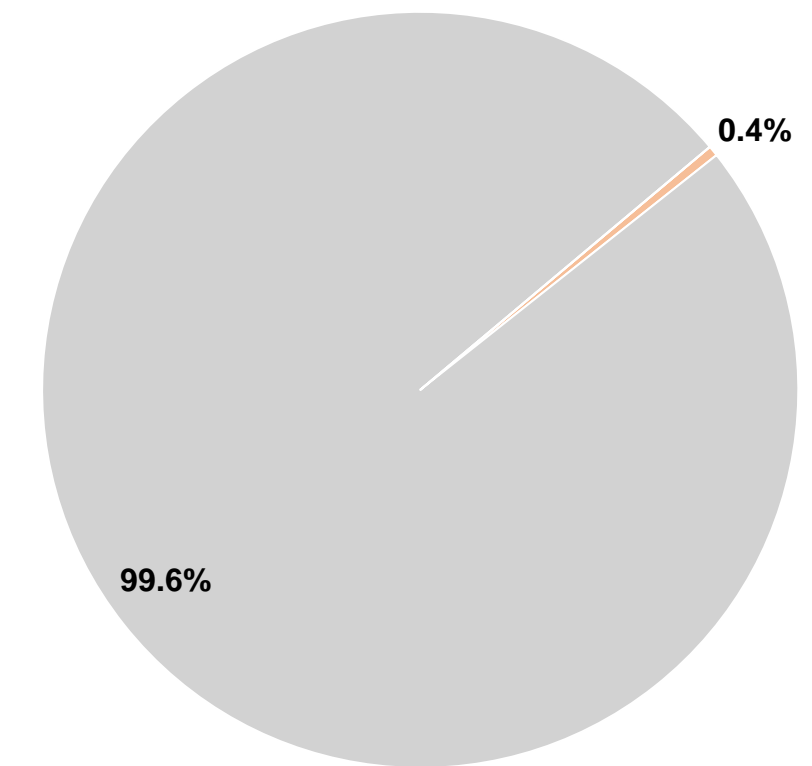
Sources of Capital Funds Expended

Fare Revenues	\$0	0.0%
Local Funds	\$88	0.4%
State Funds	\$19,609	99.6%
Federal Assistance	\$0	0.0%
Other Funds	\$0	0.0%
Total Capital Funds Expended	\$19,697	100.0%

Operating Funding Sources



Capital Funding Sources



Modal Characteristics

Operation Characteristics

Vehicles Operated at Maximum Service

Mode	Directly Operated	Purchased Transportation	Operating Expenses	Fare Revenues	Uses of Capital Funds	Annual Unlinked Trips	Annual Vehicle Revenue Miles	Annual Vehicle Revenue Hours
Bus	-	3	\$306,105	\$16,018	\$19,697	29,701	61,988	5,188
Total	-	3	\$306,105	\$16,018	\$19,697	29,701	61,988	5,188

Performance Measures

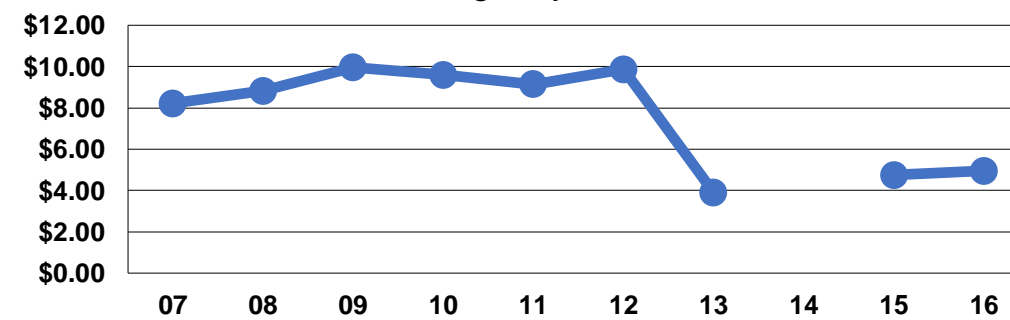
Service Efficiency

Mode	Operating Expenses per Vehicle Revenue Mile	Operating Expenses per Vehicle Revenue Hour
Bus	\$4.94	\$59.00
Total	\$4.94	\$59.00

Service Effectiveness

Mode	Operating Expenses per Unlinked Passenger Trip	Unlinked Trips per Vehicle Revenue Mile	Unlinked Trips per Vehicle Revenue Hour
Bus	\$10.31	0.5	5.7
Total	\$10.31	0.5	5.7

Operating Expense per Vehicle Revenue Mile: Agency Total



Unlinked Passenger Trips per Vehicle Revenue Mile: Agency Total

