

## General Information

### Service Consumption

98,982 Annual Unlinked Trips (UPT)

### Service Supplied

333,273 Annual Vehicle Revenue Miles (VRM)

19,670 Annual Vehicle Revenue Hours (VRH)

### Summary of Operating Expenses (OE)

\$1,288,219 Total Operating Expenses

### Database Information

NTDID: 3R04-30124

Reporter Type: Rural General Public Transit

## Financial Information

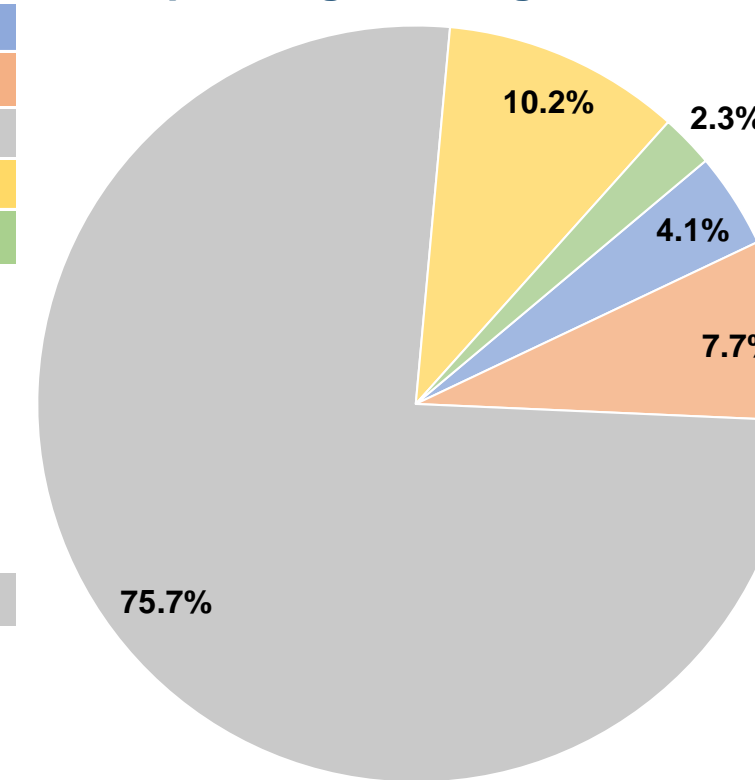
### Sources of Operating Funds Expended

Fare Revenues	\$52,411	4.1%
Local Funds	\$99,713	7.7%
State Funds	\$975,784	75.7%
Federal Assistance	\$131,118	10.2%
Other Funds	\$29,193	2.3%
<b>Total Operating Funds Expended</b>	<b>\$1,288,219</b>	<b>100.0%</b>

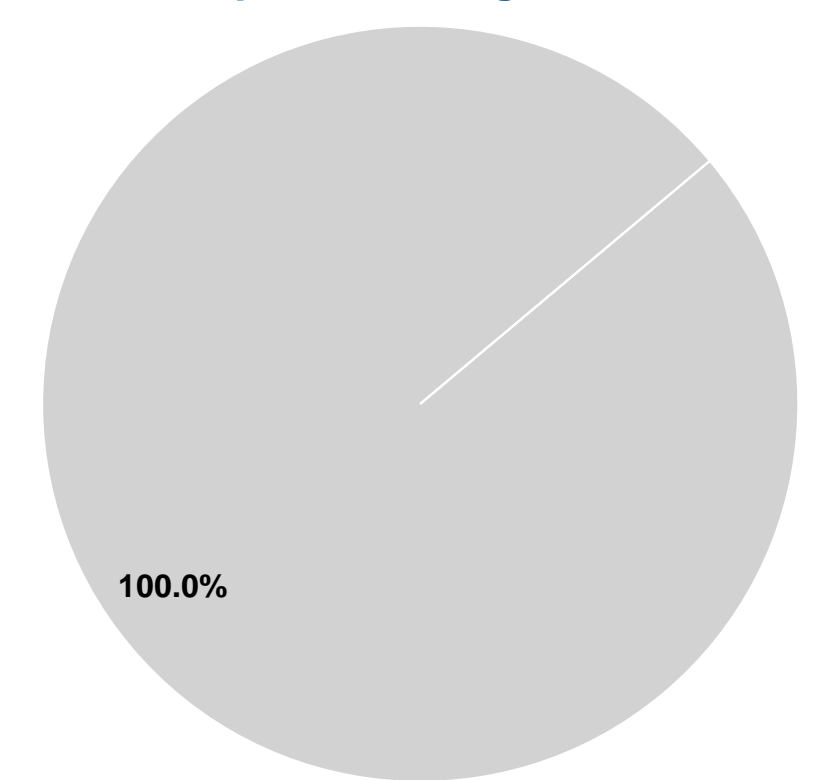
### Sources of Capital Funds Expended

Fare Revenues	\$0	0.0%
Local Funds	\$0	0.0%
State Funds	\$47,150	100.0%
Federal Assistance	\$0	0.0%
Other Funds	\$0	0.0%
<b>Total Capital Funds Expended</b>	<b>\$47,150</b>	<b>100.0%</b>

### Operating Funding Sources



### Capital Funding Sources



## Modal Characteristics

### Operation Characteristics

#### Vehicles Operated at Maximum Service

Mode	Directly Operated	Purchased Transportation	Operating Expenses	Fare Revenues	Uses of Capital Funds	Annual Unlinked Trips	Annual Vehicle Revenue Miles	Annual Vehicle Revenue Hours
Demand Response	10	-	\$540,451	\$12,650	\$25,000	36,057	145,933	9,310
Bus	3	-	\$747,768	\$39,761	\$22,150	62,925	187,340	10,360
<b>Total</b>	<b>13</b>	<b>-</b>	<b>\$1,288,219</b>	<b>\$52,411</b>	<b>\$47,150</b>	<b>98,982</b>	<b>333,273</b>	<b>19,670</b>

### Performance Measures

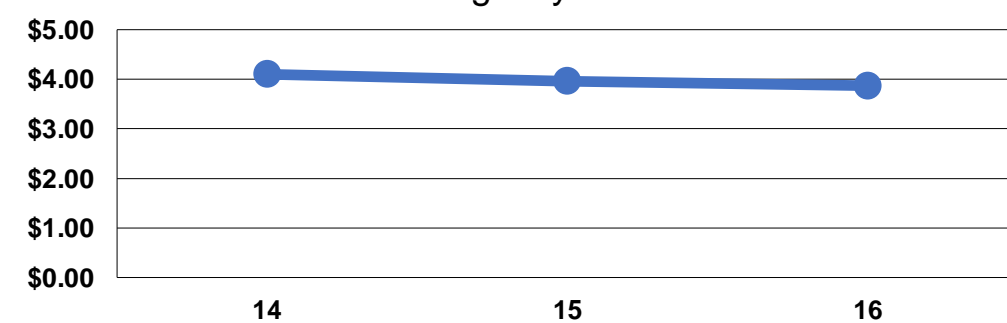
#### Service Efficiency

Mode	Operating Expenses per Vehicle Revenue Mile	Operating Expenses per Vehicle Revenue Hour
Demand Response	\$3.70	\$58.05
Bus	\$3.99	\$72.18
<b>Total</b>	<b>\$3.87</b>	<b>\$65.49</b>

#### Service Effectiveness

Mode	Operating Expenses per Unlinked Passenger Trip	Unlinked Trips per Vehicle Revenue Mile	Unlinked Trips per Vehicle Revenue Hour
Demand Response	\$14.99	0.3	3.9
Bus	\$11.88	0.3	6.1
<b>Total</b>	<b>\$13.01</b>	<b>0.3</b>	<b>5.0</b>

Operating Expense per Vehicle Revenue Mile: Agency Total



Unlinked Passenger Trips per Vehicle Revenue Mile: Agency Total

