

### General Information

#### Service Consumption

225,624 Annual Unlinked Trips (UPT)

#### Service Supplied

739,484 Annual Vehicle Revenue Miles (VRM)

43,482 Annual Vehicle Revenue Hours (VRH)

#### Summary of Operating Expenses (OE)

\$1,388,338 Total Operating Expenses

#### Database Information

NTDID: 3R05-30121

Reporter Type: Rural General Public Transit

### Financial Information

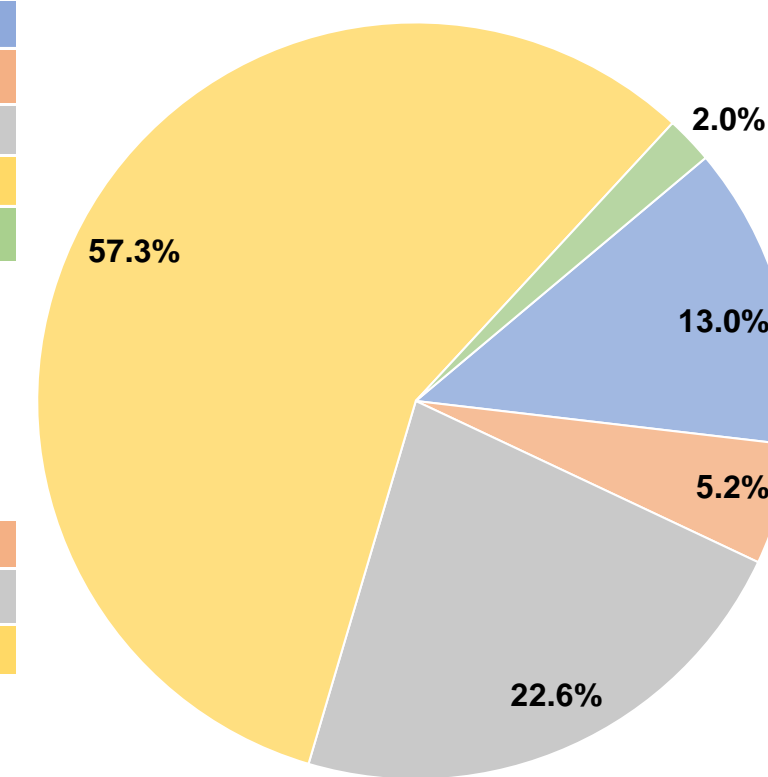
#### Sources of Operating Funds Expended

Fare Revenues	\$179,971	13.0%
Local Funds	\$71,558	5.2%
State Funds	\$313,321	22.6%
Federal Assistance	\$795,466	57.3%
Other Funds	\$28,022	2.0%
<b>Total Operating Funds Expended</b>	<b>\$1,388,338</b>	<b>100.0%</b>

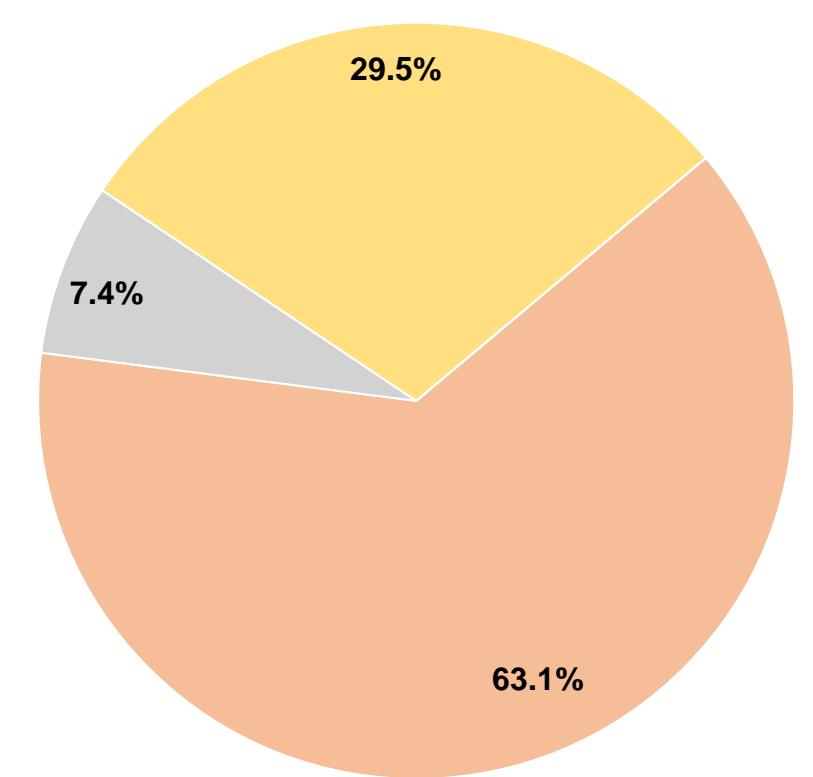
#### Sources of Capital Funds Expended

Fare Revenues	\$0	0.0%
Local Funds	\$44,074	63.1%
State Funds	\$5,145	7.4%
Federal Assistance	\$20,579	29.5%
Other Funds	\$0	0.0%
<b>Total Capital Funds Expended</b>	<b>\$69,798</b>	<b>100.0%</b>

#### Operating Funding Sources



#### Capital Funding Sources



### Modal Characteristics

#### Operation Characteristics

#### Vehicles Operated at Maximum Service

Mode	Directly Operated	Purchased Transportation	Operating Expenses	Fare Revenues	Uses of Capital Funds	Annual Unlinked Trips	Annual Vehicle Revenue Miles	Annual Vehicle Revenue Hours
Demand Response	13	-	\$694,169	\$0	\$69,798	18,163	369,563	16,868
Bus	11	-	\$694,169	\$179,971	\$0	207,461	369,921	26,614
<b>Total</b>	<b>24</b>	<b>-</b>	<b>\$1,388,338</b>	<b>\$179,971</b>	<b>\$69,798</b>	<b>225,624</b>	<b>739,484</b>	<b>43,482</b>

#### Performance Measures

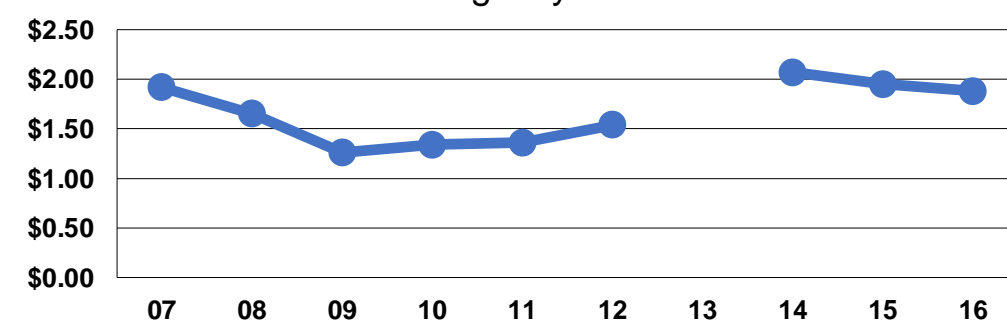
#### Service Efficiency

Mode	Operating Expenses per Vehicle Revenue Mile	Operating Expenses per Vehicle Revenue Hour
Demand Response	\$1.88	\$41.15
Bus	\$1.88	\$26.08
<b>Total</b>	<b>\$1.88</b>	<b>\$31.93</b>

#### Service Effectiveness

Mode	Operating Expenses per Unlinked Passenger Trip	Unlinked Trips per Vehicle Revenue Mile	Unlinked Trips per Vehicle Revenue Hour
Demand Response	\$38.22	0.1	1.1
Bus	\$3.35	0.6	7.8
<b>Total</b>	<b>\$6.15</b>	<b>0.3</b>	<b>5.2</b>

Operating Expense per Vehicle Revenue Mile: Agency Total



Unlinked Passenger Trips per Vehicle Revenue Mile: Agency Total

