

## General Information

### Service Consumption

21,674 Annual Unlinked Trips (UPT)

### Service Supplied

202,996 Annual Vehicle Revenue Miles (VRM)

16,821 Annual Vehicle Revenue Hours (VRH)

### Summary of Operating Expenses (OE)

\$451,073 Total Operating Expenses

### Database Information

NTDID: 3R05-30138

Reporter Type: Rural General Public Transit

## Financial Information

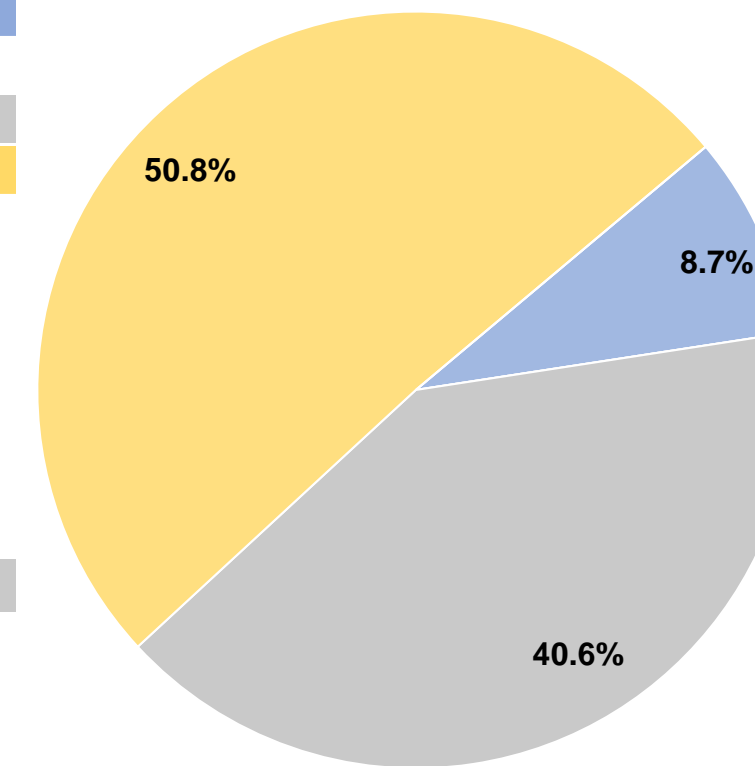
### Sources of Operating Funds Expended

Fare Revenues	\$39,180	8.7%
Local Funds	\$0	0.0%
State Funds	\$182,947	40.6%
Federal Assistance	\$228,946	50.8%
Other Funds	\$0	0.0%
<b>Total Operating Funds Expended</b>	<b>\$451,073</b>	<b>100.0%</b>

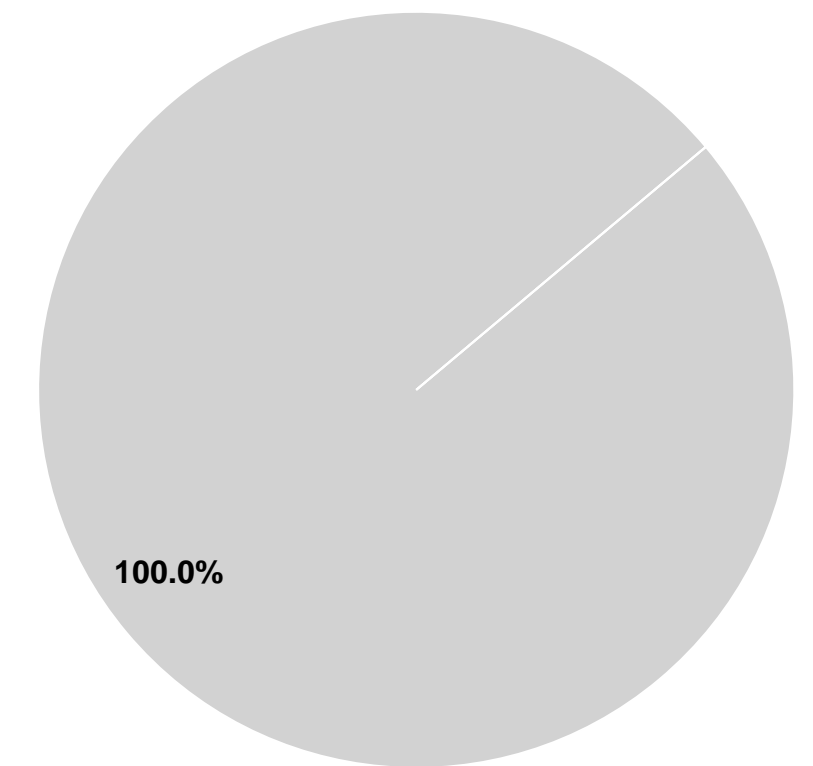
### Sources of Capital Funds Expended

Fare Revenues	\$0	0.0%
Local Funds	\$0	0.0%
State Funds	\$18,737	100.0%
Federal Assistance	\$0	0.0%
Other Funds	\$0	0.0%
<b>Total Capital Funds Expended</b>	<b>\$18,737</b>	<b>100.0%</b>

### Operating Funding Sources



### Capital Funding Sources



## Modal Characteristics

### Operation Characteristics

#### Vehicles Operated at Maximum Service

Mode	Directly Operated	Purchased Transportation	Operating Expenses	Fare Revenues	Uses of Capital Funds	Annual Unlinked Trips	Annual Vehicle Revenue Miles	Annual Vehicle Revenue Hours
Demand Response	9	-	\$418,195	\$36,324	\$18,737	17,397	188,200	14,821
Bus	1	-	\$32,878	\$2,856	\$0	4,277	14,796	2,000
<b>Total</b>	<b>10</b>	<b>-</b>	<b>\$451,073</b>	<b>\$39,180</b>	<b>\$18,737</b>	<b>21,674</b>	<b>202,996</b>	<b>16,821</b>

### Performance Measures

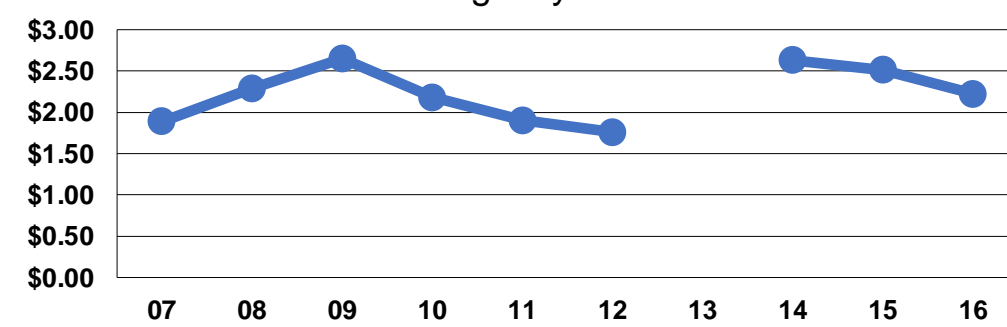
#### Service Efficiency

Mode	Operating Expenses per Vehicle Revenue Mile	Operating Expenses per Vehicle Revenue Hour
Demand Response	\$2.22	\$28.22
Bus	\$2.22	\$16.44
<b>Total</b>	<b>\$2.22</b>	<b>\$26.82</b>

#### Service Effectiveness

Mode	Operating Expenses per Unlinked Passenger Trip	Unlinked Trips per Vehicle Revenue Mile	Unlinked Trips per Vehicle Revenue Hour
Demand Response	\$24.04	0.1	1.2
Bus	\$7.69	0.3	2.1
<b>Total</b>	<b>\$20.81</b>	<b>0.1</b>	<b>1.3</b>

Operating Expense per Vehicle Revenue Mile: Agency Total



Unlinked Passenger Trips per Vehicle Revenue Mile: Agency Total

