

## General Information

### Service Consumption

375,996 Annual Unlinked Trips (UPT)

### Service Supplied

489,125 Annual Vehicle Revenue Miles (VRM)

30,977 Annual Vehicle Revenue Hours (VRH)

### Summary of Operating Expenses (OE)

\$1,676,535 Total Operating Expenses

### Database Information

NTDID: 3R06-30069

Reporter Type: Rural General Public Transit

## Financial Information

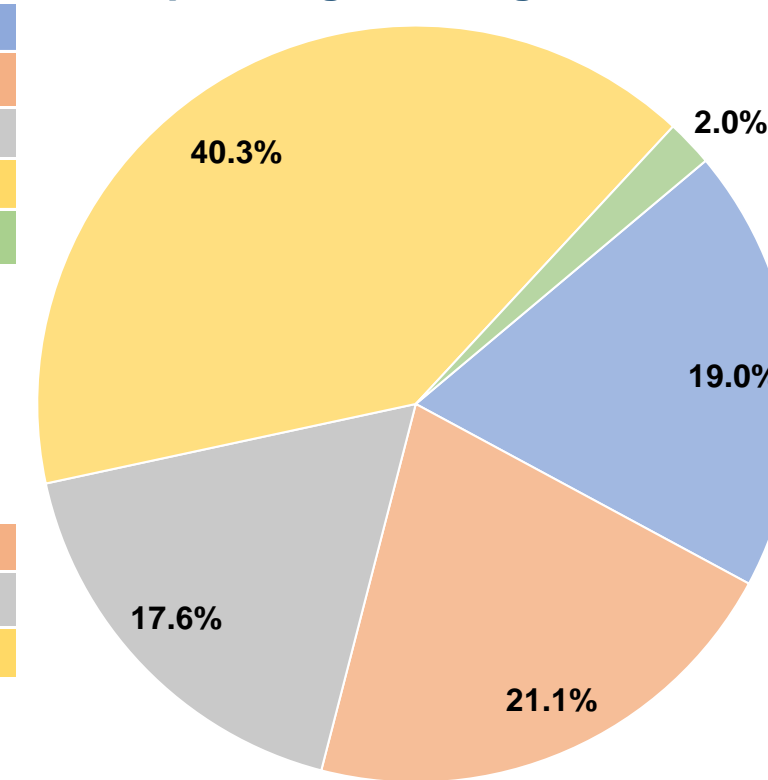
### Sources of Operating Funds Expended

Fare Revenues	\$318,287	19.0%
Local Funds	\$354,498	21.1%
State Funds	\$295,244	17.6%
Federal Assistance	\$675,152	40.3%
Other Funds	\$33,354	2.0%
<b>Total Operating Funds Expended</b>	<b>\$1,676,535</b>	<b>100.0%</b>

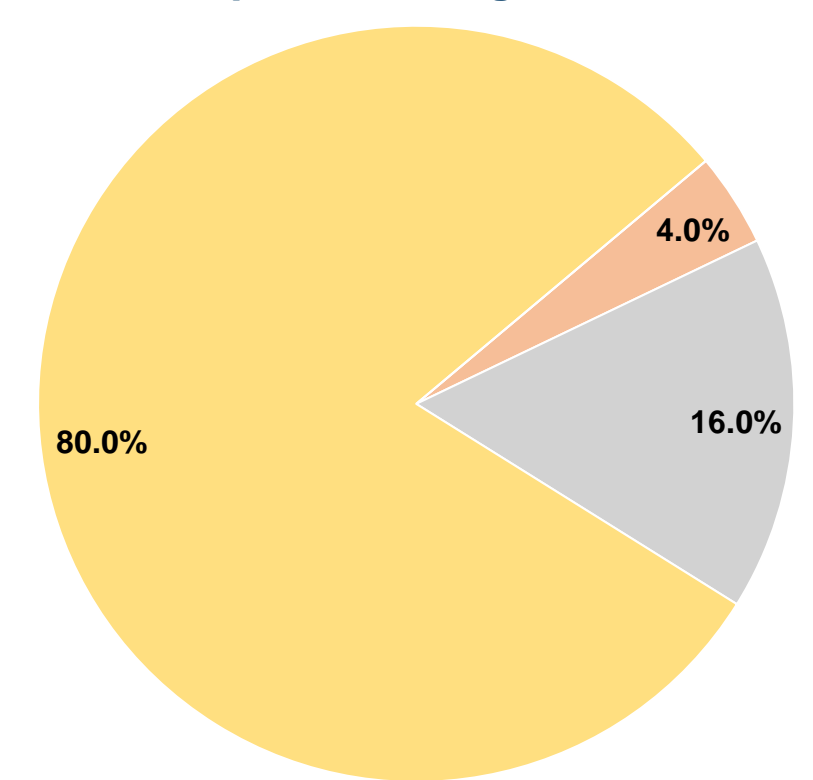
### Sources of Capital Funds Expended

Fare Revenues	\$0	0.0%
Local Funds	\$23,056	4.0%
State Funds	\$92,226	16.0%
Federal Assistance	\$461,130	80.0%
Other Funds	\$0	0.0%
<b>Total Capital Funds Expended</b>	<b>\$576,412</b>	<b>100.0%</b>

### Operating Funding Sources



### Capital Funding Sources



## Modal Characteristics

### Operation Characteristics

#### Vehicles Operated at Maximum Service

Mode	Directly Operated	Purchased Transportation	Operating Expenses	Fare Revenues	Uses of Capital Funds	Annual Unlinked Trips	Annual Vehicle Revenue Miles	Annual Vehicle Revenue Hours
Demand Response	1	-	\$83,827	\$9,134	\$199,752	4,567	28,892	2,191
Bus	18	-	\$1,592,708	\$309,153	\$376,660	371,429	460,233	28,786
<b>Total</b>	<b>19</b>	<b>-</b>	<b>\$1,676,535</b>	<b>\$318,287</b>	<b>\$576,412</b>	<b>375,996</b>	<b>489,125</b>	<b>30,977</b>

### Performance Measures

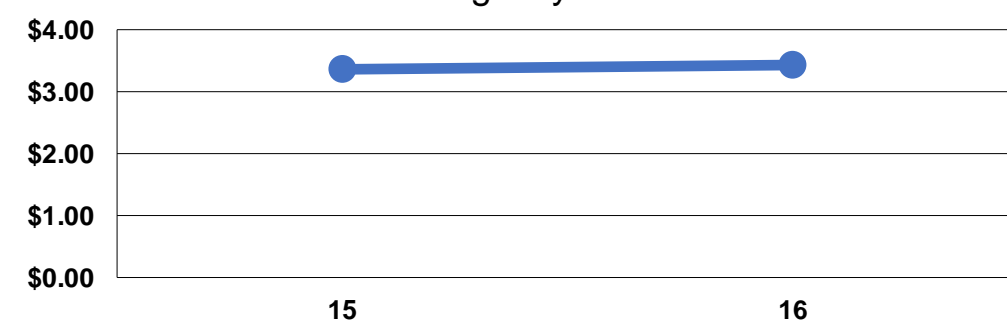
#### Service Efficiency

Mode	Operating Expenses per Vehicle Revenue Mile	Operating Expenses per Vehicle Revenue Hour
Demand Response	\$2.90	\$38.26
Bus	\$3.46	\$55.33
<b>Total</b>	<b>\$3.43</b>	<b>\$54.12</b>

#### Service Effectiveness

Mode	Operating Expenses per Unlinked Passenger Trip	Unlinked Trips per Vehicle Revenue Mile	Unlinked Trips per Vehicle Revenue Hour
Demand Response	\$18.35	0.2	2.1
Bus	\$4.29	0.8	12.9
<b>Total</b>	<b>\$4.46</b>	<b>0.8</b>	<b>12.1</b>

Operating Expense per Vehicle Revenue Mile: Agency Total



Unlinked Passenger Trips per Vehicle Revenue Mile: Agency Total

