

General Information

Urbanized Area (UZA) Statistics - 2010 Census

Hattiesburg, MS
69 Square Miles
80,358 Population
357 Pop. Rank out of 498 UZAs

Service Area Statistics

43 Square Miles
51,084 Population

Service Consumption

101,734 Annual Unlinked Trips (UPT)

Service Supplied

234,136 Annual Vehicle Revenue Miles (VRM)
13,263 Annual Vehicle Revenue Hours (VRH)

Database Information

NTDID: 40060
Reporter Type: Reduced Reporter

Financial Information

Sources of Operating Funds Expended

Fare Revenues	\$40,900	3.1%
Local Funds	\$574,671	44.1%
State Funds	\$0	0.0%
Federal Assistance	\$683,887	52.4%
Other Funds	\$4,609	0.4%

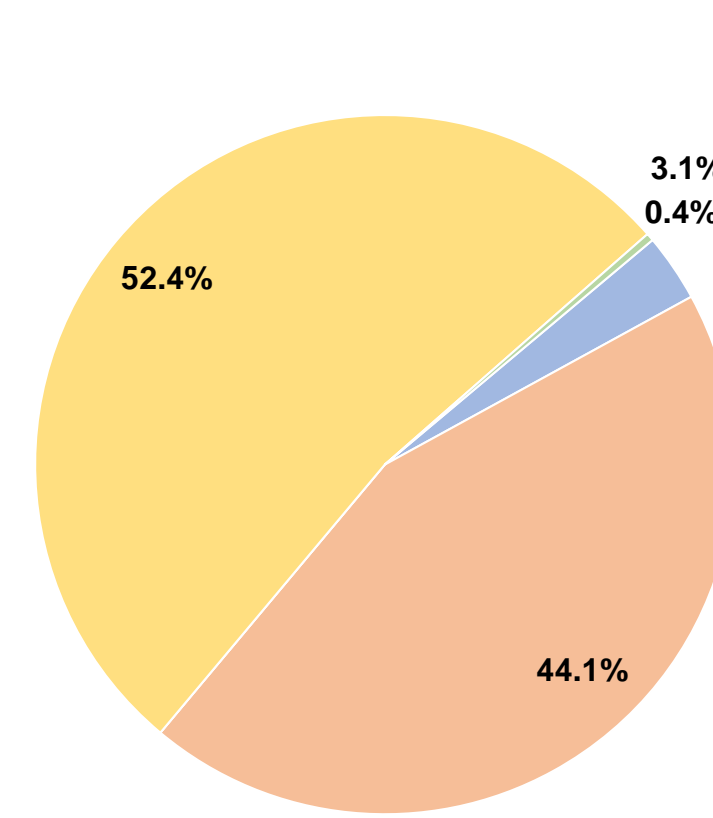
Total Operating Funds Expended \$1,304,067 100.0%

Sources of Capital Funds Expended

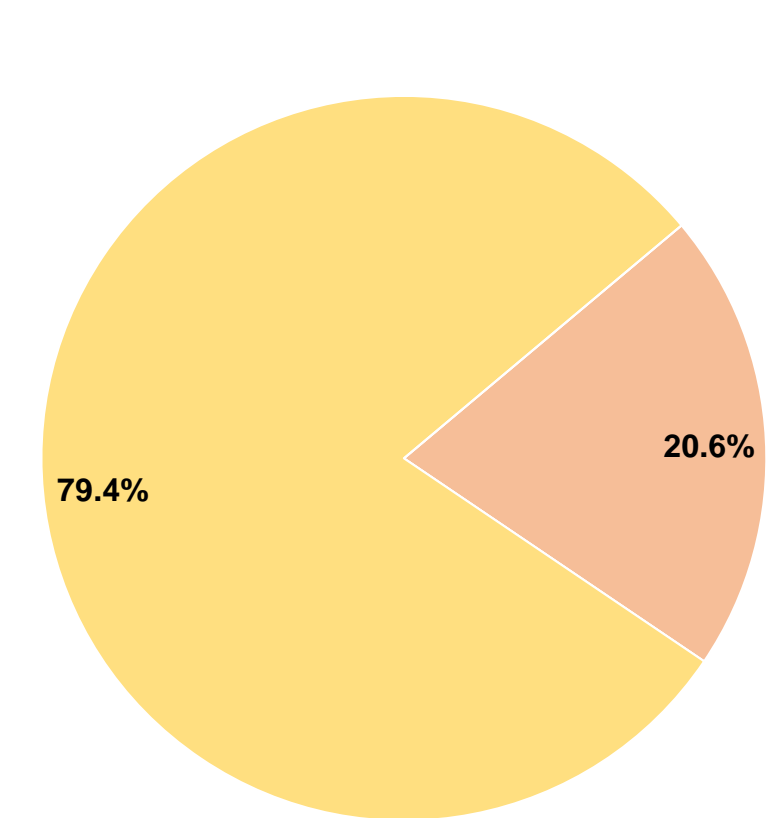
Fare Revenues	\$0	0.0%
Local Funds	\$27,256	20.6%
State Funds	\$0	0.0%
Federal Assistance	\$105,219	79.4%
Other Funds	\$0	0.0%

Total Capital Funds Expended \$132,475 100.0%

Operating Funding Sources



Capital Funding Sources



Modal Characteristics

Operation Characteristics

Vehicles Operated at Maximum Service

Mode	Directly Operated	Purchased Transportation	Operating Expenses	Fare Revenues	Uses of Capital Funds	Annual Unlinked Trips	Annual Vehicle Revenue Miles	Annual Vehicle Revenue Hours	Average Fleet Age in Years ^a
Demand Response	3	-	\$241,418	\$0	\$25,042	8,218	54,576	3,263	4.2
Bus	4	-	\$1,062,649	\$40,900	\$107,433	93,516	179,560	10,000	6.4
Total	7	-	\$1,304,067	\$40,900	\$132,475	101,734	234,136	13,263	

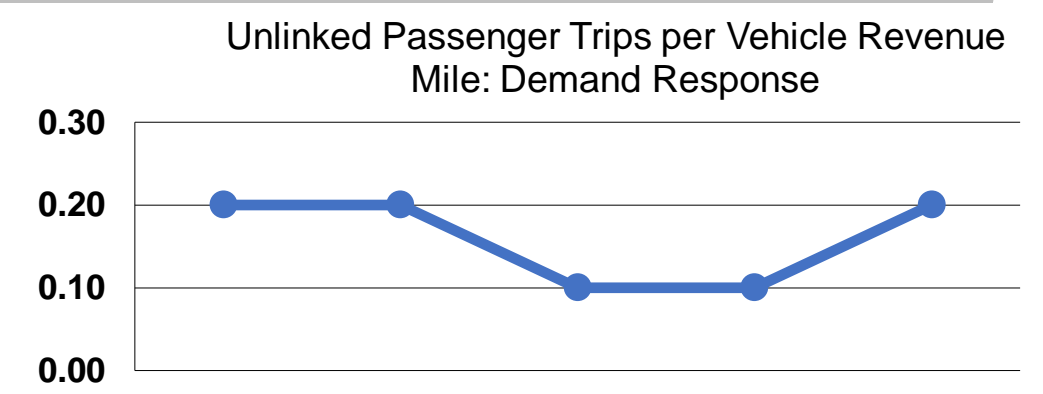
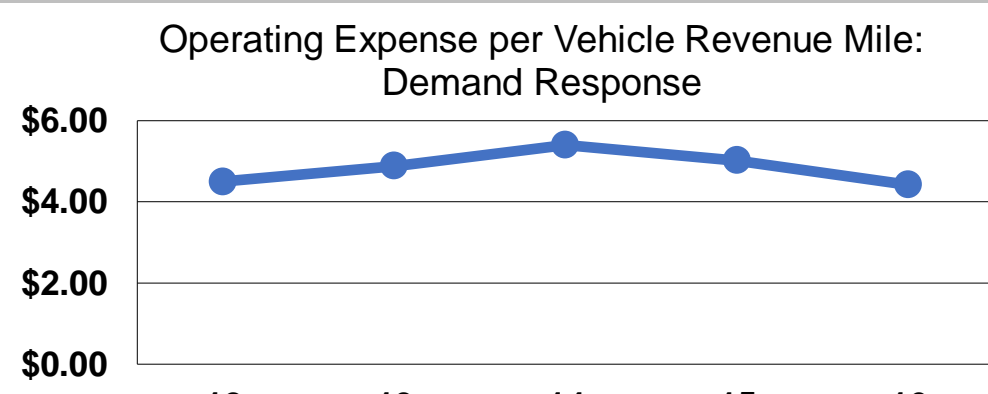
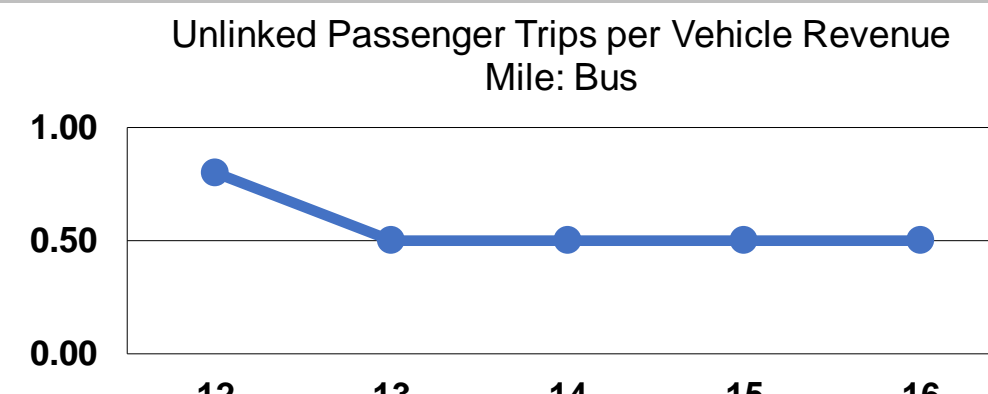
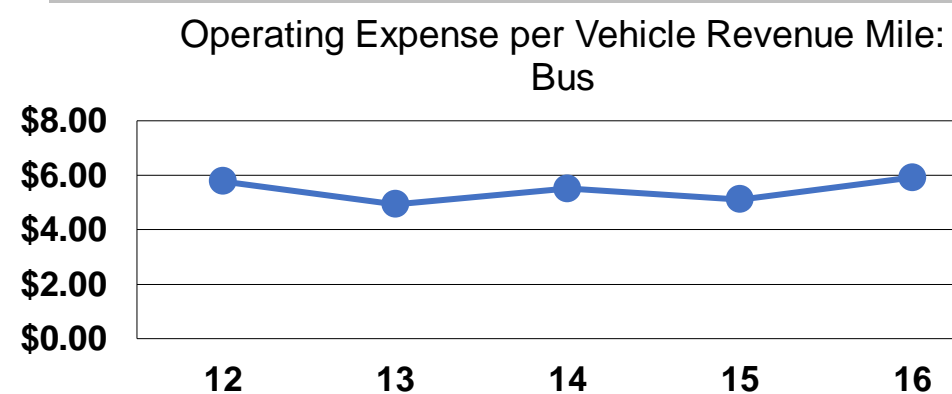
Performance Measures

Service Efficiency

Mode	Operating Expenses per Vehicle Revenue Mile	Operating Expenses per Vehicle Revenue Hour
Demand Response	\$4.42	\$73.99
Bus	\$5.92	\$106.26
Total	\$5.57	\$98.32

Service Effectiveness

Mode	Operating Expenses per Unlinked Passenger Trip	Unlinked Trips per Vehicle Revenue Mile	Unlinked Trips per Vehicle Revenue Hour
Demand Response	\$29.38	0.2	2.5
Bus	\$11.36	0.5	9.4
Total	\$12.82	0.4	7.7



Notes:

^aDemand Response - Taxi (DT) and non-dedicated fleets do not report fleet age data.