

General Information

Urbanized Area (UZA) Statistics - 2010 Census

San Juan, PR
867 **Square Miles**
2,148,346 **Population**
21 **Pop. Rank out of 498 UZAs**

Service Area Statistics

47 **Square Miles**
59,662 **Population**

Service Consumption

37,822 **Annual Unlinked Trips (UPT)**

Service Supplied

101,826 **Annual Vehicle Revenue Miles (VRM)**
5,850 **Annual Vehicle Revenue Hours (VRH)**

Database Information

NTDID: 40117

Reporter Type: Reduced Reporter

Financial Information

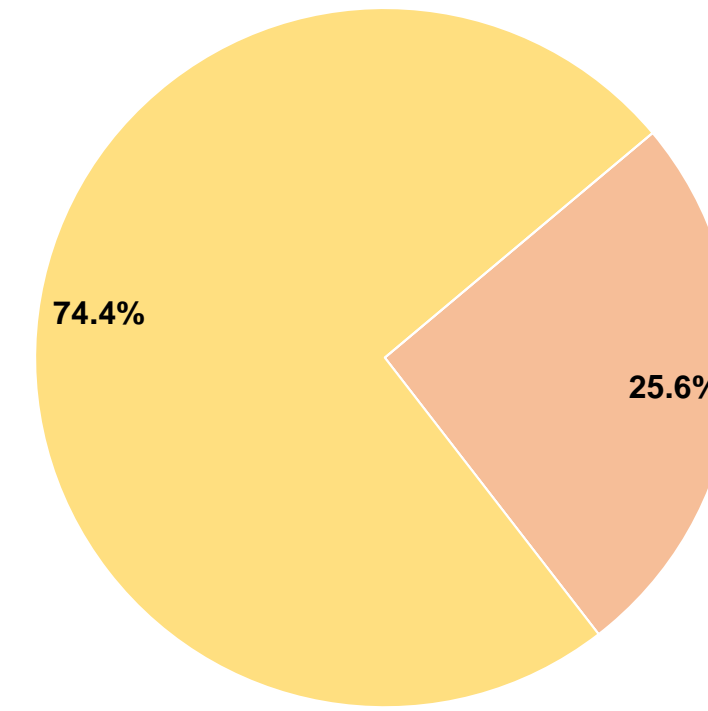
Sources of Operating Funds Expended

Fare Revenues	\$0	0.0%
Local Funds	\$66,251	25.6%
State Funds	\$0	0.0%
Federal Assistance	\$192,172	74.4%
Other Funds	\$0	0.0%
Total Operating Funds Expended	\$258,423	100.0%

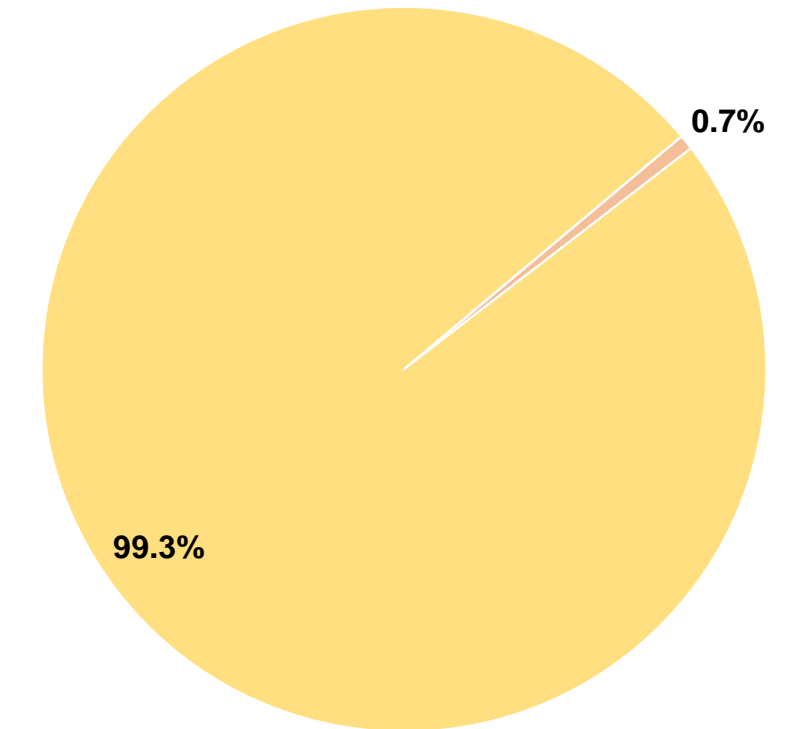
Sources of Capital Funds Expended

Fare Revenues	\$0	0.0%
Local Funds	\$708	0.7%
State Funds	\$0	0.0%
Federal Assistance	\$105,445	99.3%
Other Funds	\$0	0.0%
Total Capital Funds Expended	\$106,153	100.0%

Operating Funding Sources



Capital Funding Sources



Modal Characteristics

Operation Characteristics

Vehicles Operated at Maximum Service

Mode	Directly Operated	Purchased Transportation	Operating Expenses	Fare Revenues	Uses of Capital Funds	Annual Unlinked Trips	Annual Vehicle Revenue Miles	Annual Vehicle Revenue Hours	Average Fleet Age in Years ^a
Demand Response	3	-	\$227,021	\$0	\$106,153	4,876	38,986	4,200	7.7
Bus	2	-	\$31,402	\$0	\$0	32,946	62,840	1,650	9.7
Total	5	-	\$258,423	\$0	\$106,153	37,822	101,826	5,850	

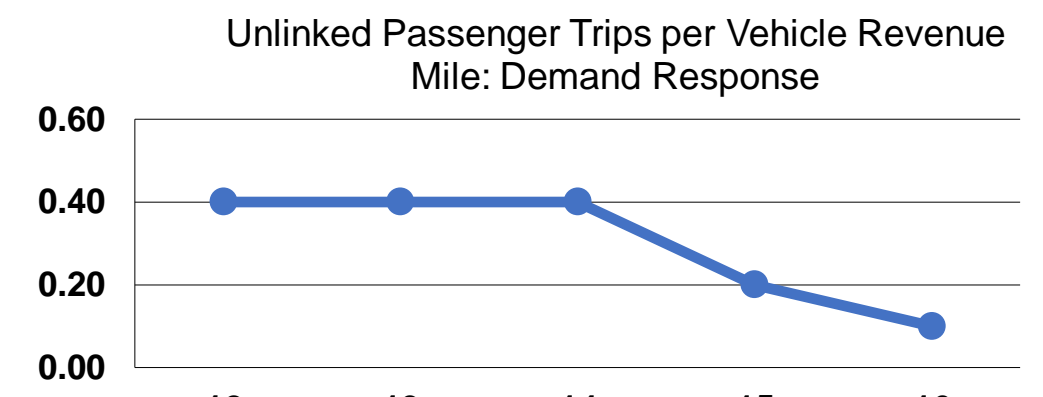
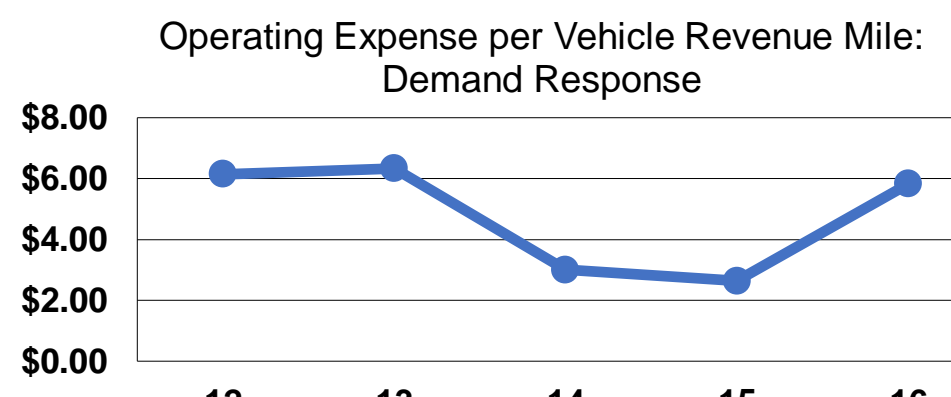
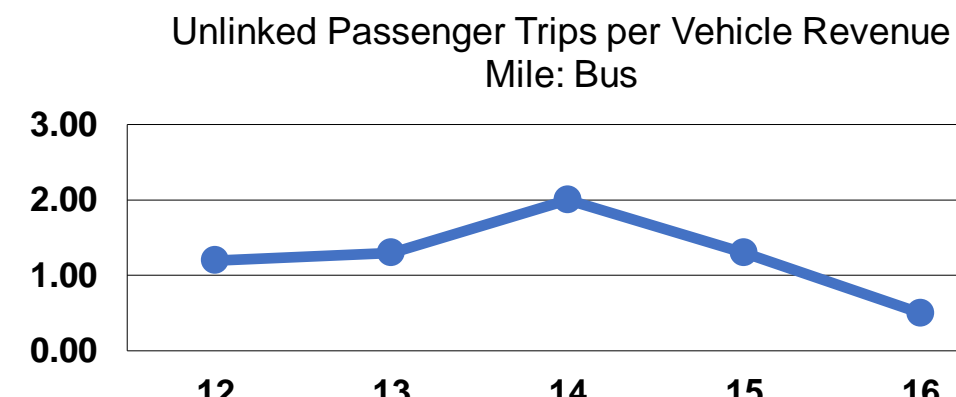
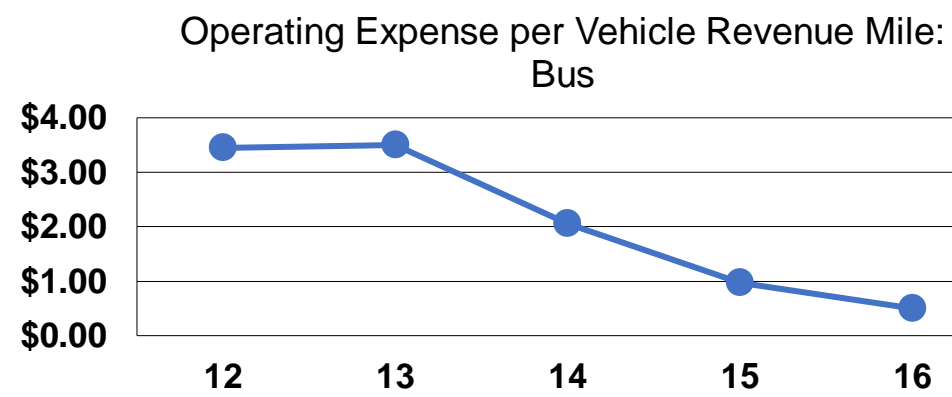
Performance Measures

Service Efficiency

Mode	Operating Expenses per Vehicle Revenue Mile	Operating Expenses per Vehicle Revenue Hour
Demand Response	\$5.82	\$54.05
Bus	\$0.50	\$19.03
Total	\$2.54	\$44.17

Service Effectiveness

Mode	Operating Expenses per Unlinked Passenger Trip	Unlinked Trips per Vehicle Revenue Mile	Unlinked Trips per Vehicle Revenue Hour
Demand Response	\$46.56	0.1	1.2
Bus	\$0.95	0.5	20.0
Total	\$6.83	0.4	6.5



Notes:

^aDemand Response - Taxi (DT) and non-dedicated fleets do not report fleet age data.