

Municipality of Hormigueros

2016 Annual Agency Profile

General Information

Urbanized Area (UZA) Statistics - 2010 Census

Mayaguez, PR
54 Square Miles
109,572 Population
284 Pop. Rank out of 498 UZAs

Other UZAs Served

0 Puerto Rico Non-UZA

Service Area Statistics

29 Square Miles
17,250 Population

Service Consumption

52,858 Annual Unlinked Trips (UPT)

Service Supplied

44,141 Annual Vehicle Revenue Miles (VRM)
4,723 Annual Vehicle Revenue Hours (VRH)

Database Information

NTDID: 40121

Reporter Type: Reduced Reporter

Financial Information

Sources of Operating Funds Expended

Fare Revenues	\$0	0.0%
Local Funds	\$86,550	50.0%
State Funds	\$0	0.0%
Federal Assistance	\$86,550	50.0%
Other Funds	\$0	0.0%

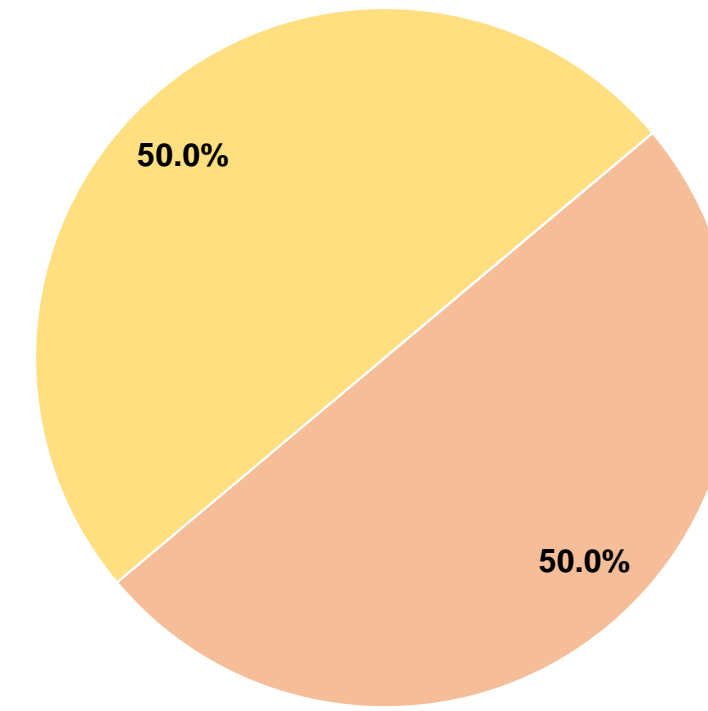
Total Operating Funds Expended \$173,100 100.0%

Sources of Capital Funds Expended

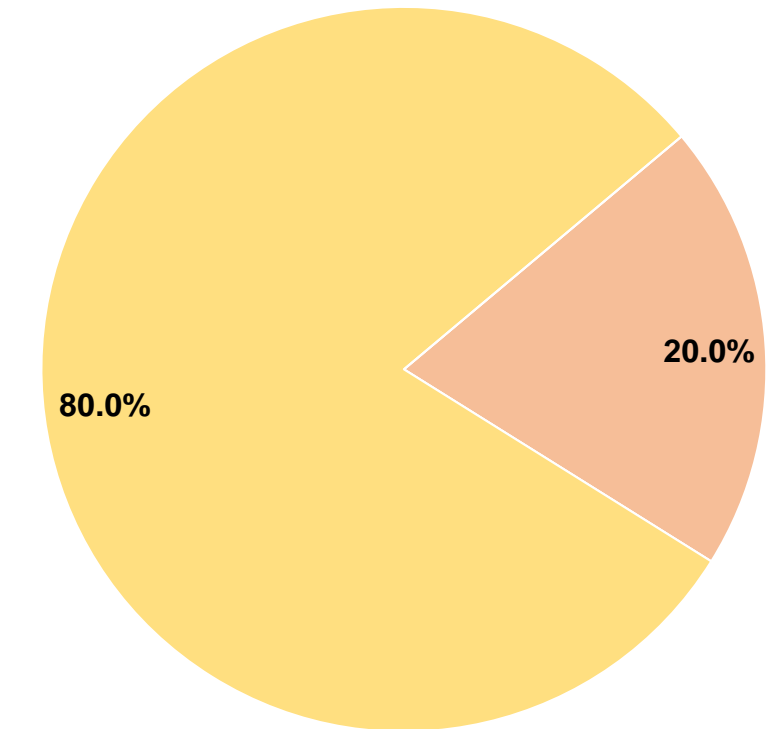
Fare Revenues	\$0	0.0%
Local Funds	\$9,970	20.0%
State Funds	\$0	0.0%
Federal Assistance	\$39,880	80.0%
Other Funds	\$0	0.0%

Total Capital Funds Expended \$49,850 100.0%

Operating Funding Sources



Capital Funding Sources



Modal Characteristics

Operation Characteristics

Vehicles Operated at Maximum Service

Mode	Directly Operated	Purchased Transportation	Operating Expenses	Fare Revenues	Uses of Capital Funds	Annual Unlinked Trips	Annual Vehicle Revenue Miles	Annual Vehicle Revenue Hours	Average Fleet Age in Years ^a
Demand Response	4	-	\$58,854	\$0	\$16,895	2,883	19,567	1,554	11.8
Bus	4	-	\$114,246	\$0	\$32,955	49,975	24,574	3,169	10.0
Total	8	-	\$173,100	\$0	\$49,850	52,858	44,141	4,723	

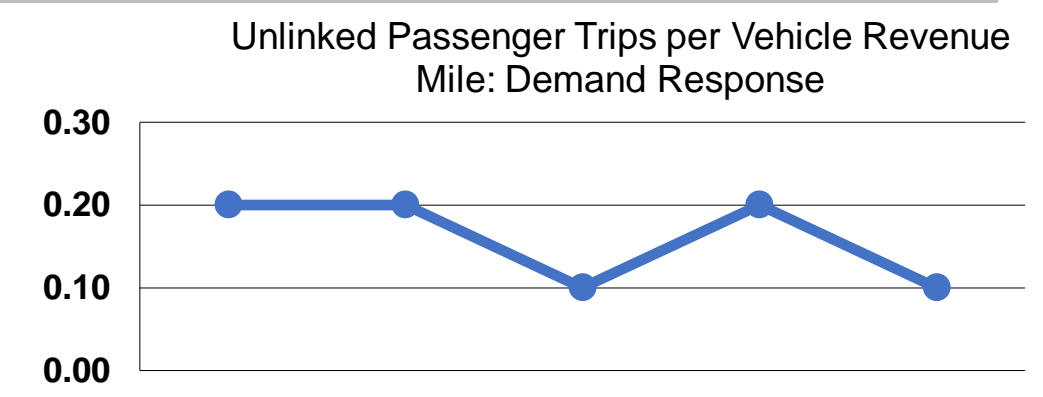
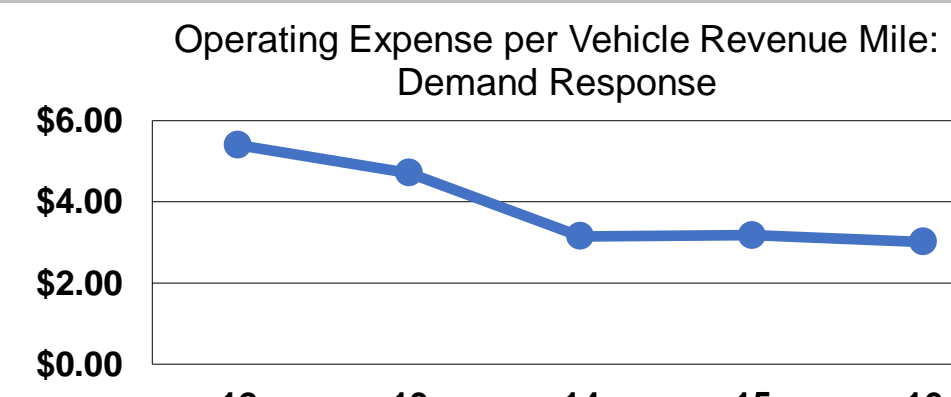
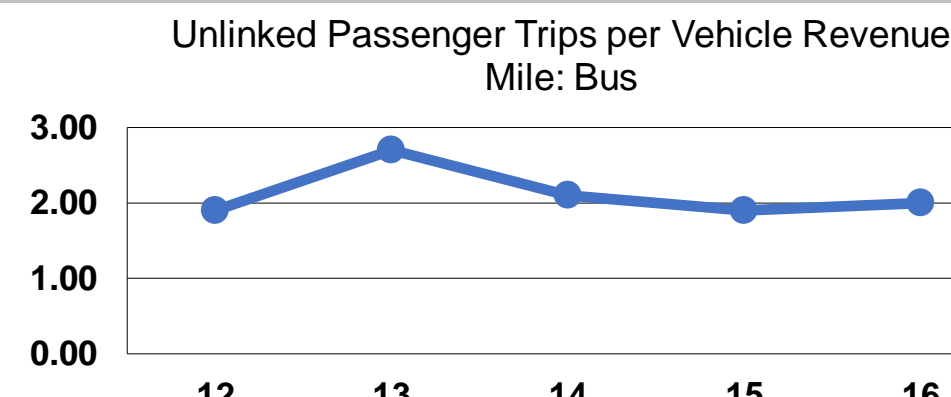
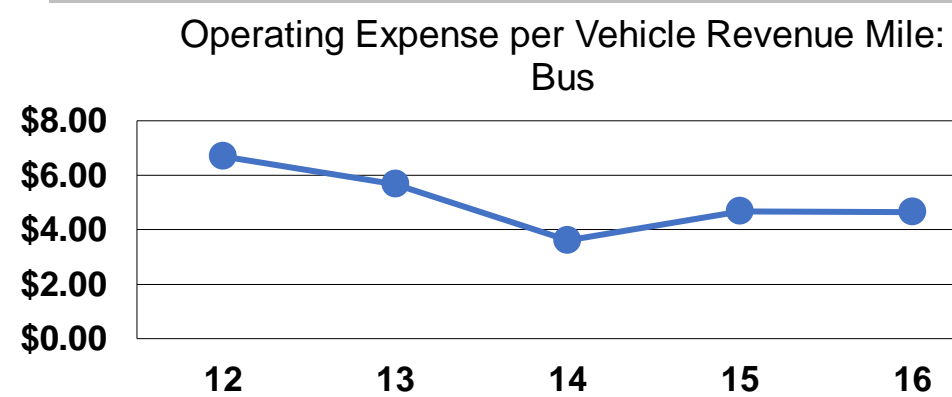
Performance Measures

Service Efficiency

Mode	Operating Expenses per Vehicle Revenue Mile	Operating Expenses per Vehicle Revenue Hour
Demand Response	\$3.01	\$37.87
Bus	\$4.65	\$36.05
Total	\$3.92	\$36.65

Service Effectiveness

Mode	Operating Expenses per Unlinked Passenger Trip	Unlinked Trips per Vehicle Revenue Mile	Unlinked Trips per Vehicle Revenue Hour
Demand Response	\$20.41	0.2	1.9
Bus	\$2.29	2.0	15.8
Total	\$3.27	1.2	11.2



Notes:

^aDemand Response - Taxi (DT) and non-dedicated fleets do not report fleet age data.