

**General Information**

**Urbanized Area (UZA) Statistics - 2010 Census**

San Juan, PR  
867 **Square Miles**  
2,148,346 **Population**  
21 **Pop. Rank out of 498 UZAs**

**Other UZAs Served**

0 Puerto Rico Non-UZA

**Service Area Statistics**

6 **Square Miles**  
45,369 **Population**

**Service Consumption**

32,699 **Annual Unlinked Trips (UPT)**

**Service Supplied**

20,949 **Annual Vehicle Revenue Miles (VRM)**  
2,225 **Annual Vehicle Revenue Hours (VRH)**

**Database Information**

NTDID: 40123

Reporter Type: Reduced Reporter

**Financial Information**

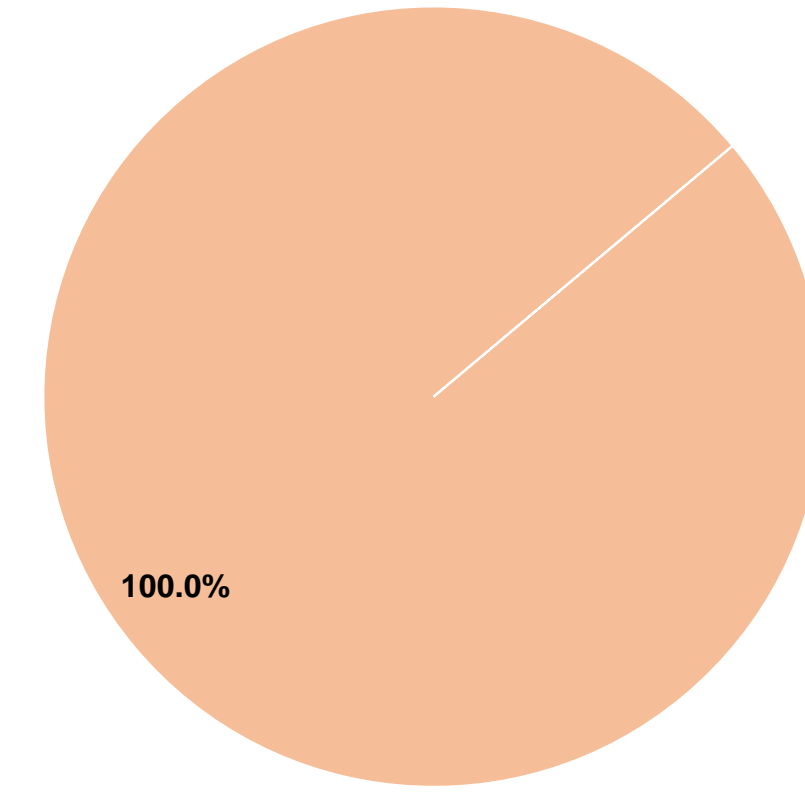
**Sources of Operating Funds Expended**

Fare Revenues	\$0	0.0%
Local Funds	\$54,943	100.0%
State Funds	\$0	0.0%
Federal Assistance	\$0	0.0%
Other Funds	\$0	0.0%
<b>Total Operating Funds Expended</b>	<b>\$54,943</b>	<b>100.0%</b>

**Sources of Capital Funds Expended**

Fare Revenues	\$0
Local Funds	\$0
State Funds	\$0
Federal Assistance	\$0
Other Funds	\$0
<b>Total Capital Funds Expended</b>	<b>\$0</b>

**Operating Funding Sources**



**Modal Characteristics**

**Operation Characteristics**

**Vehicles Operated at Maximum Service**

Mode	Directly Operated	Purchased Transportation	Operating Expenses	Fare Revenues	Uses of Capital Funds	Annual Unlinked Trips	Annual Vehicle Revenue Miles	Annual Vehicle Revenue Hours	Average Fleet Age in Years <sup>a</sup>
Demand Response	1	-	\$26,634	\$0	\$0	1,010	7,749	814	8.0
Bus	1	-	\$28,309	\$0	\$0	31,689	13,200	1,411	7.0
<b>Total</b>	<b>2</b>	<b>-</b>	<b>\$54,943</b>	<b>\$0</b>	<b>\$0</b>	<b>32,699</b>	<b>20,949</b>	<b>2,225</b>	

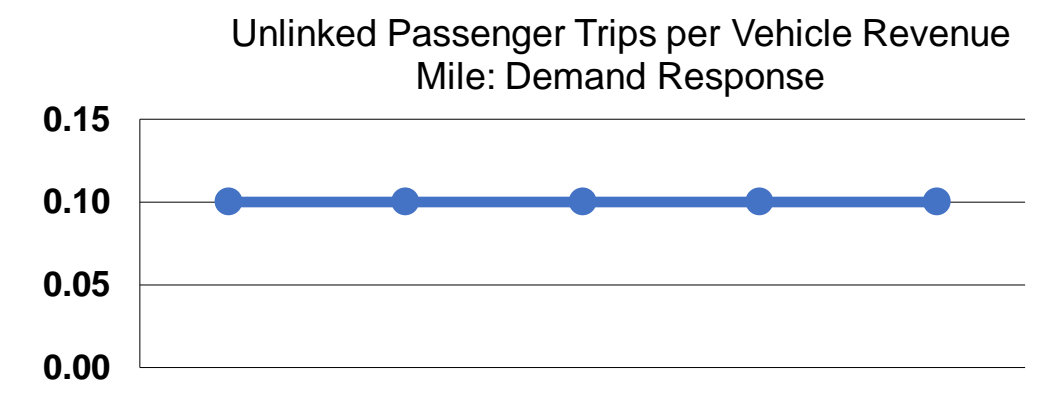
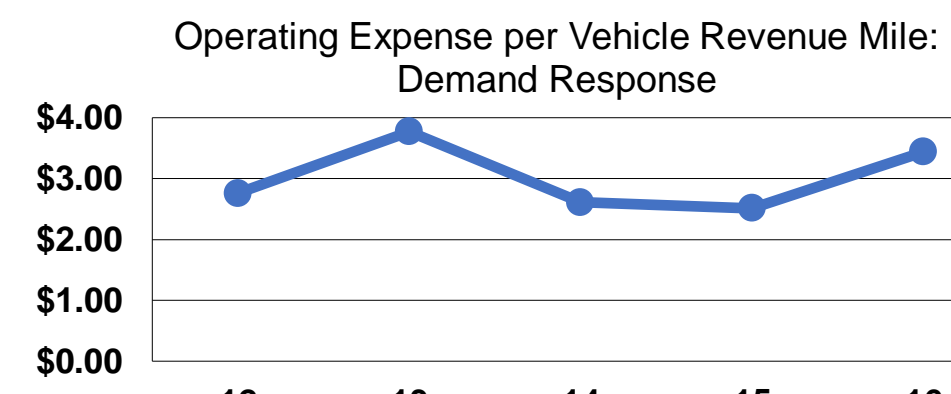
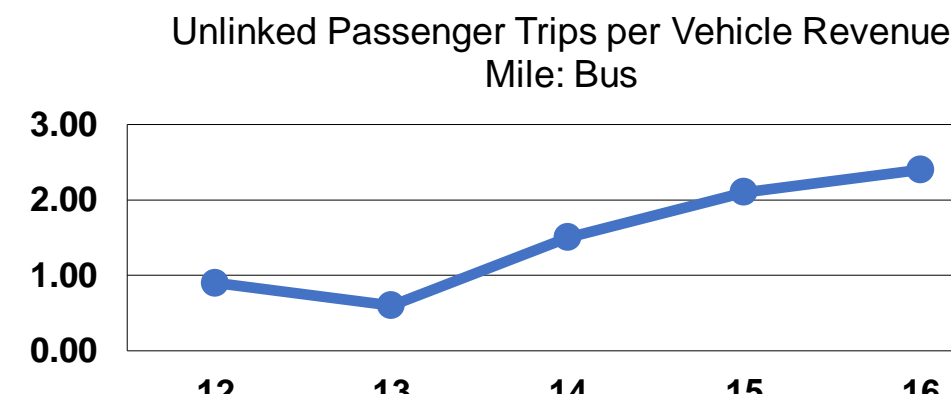
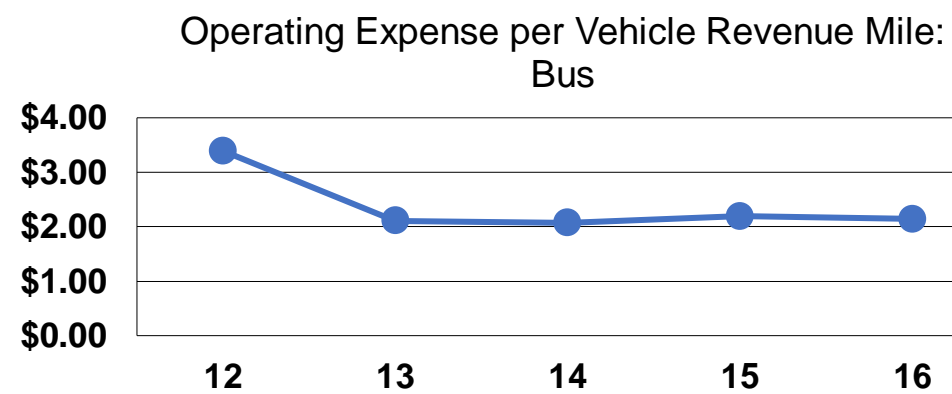
**Performance Measures**

**Service Efficiency**

Mode	Operating Expenses per Vehicle Revenue Mile	Operating Expenses per Vehicle Revenue Hour
Demand Response	\$3.44	\$32.72
Bus	\$2.14	\$20.06
<b>Total</b>	<b>\$2.62</b>	<b>\$24.69</b>

**Service Effectiveness**

Mode	Operating Expenses per Unlinked Passenger Trip	Unlinked Trips per Vehicle Revenue Mile	Unlinked Trips per Vehicle Revenue Hour
Demand Response	\$26.37	0.1	1.2
Bus	\$0.89	2.4	22.5
<b>Total</b>	<b>\$1.68</b>	<b>1.6</b>	<b>14.7</b>



**Notes:**

<sup>a</sup>Demand Response - Taxi (DT) and non-dedicated fleets do not report fleet age data.