

General Information

Urbanized Area (UZA) Statistics - 2010 Census

Macon, GA
98 Square Miles
137,570 Population
234 Pop. Rank out of 498 UZAs

Other UZAs Served

0 Georgia Non-UZA

Service Area Statistics

70 Square Miles
153,691 Population

Service Consumption

892,352 Annual Unlinked Trips (UPT)

Service Supplied

1,700,667 Annual Vehicle Revenue Miles (VRM)
99,632 Annual Vehicle Revenue Hours (VRH)

Database Information

NTDID: 40130

Reporter Type: Reduced Reporter

Financial Information

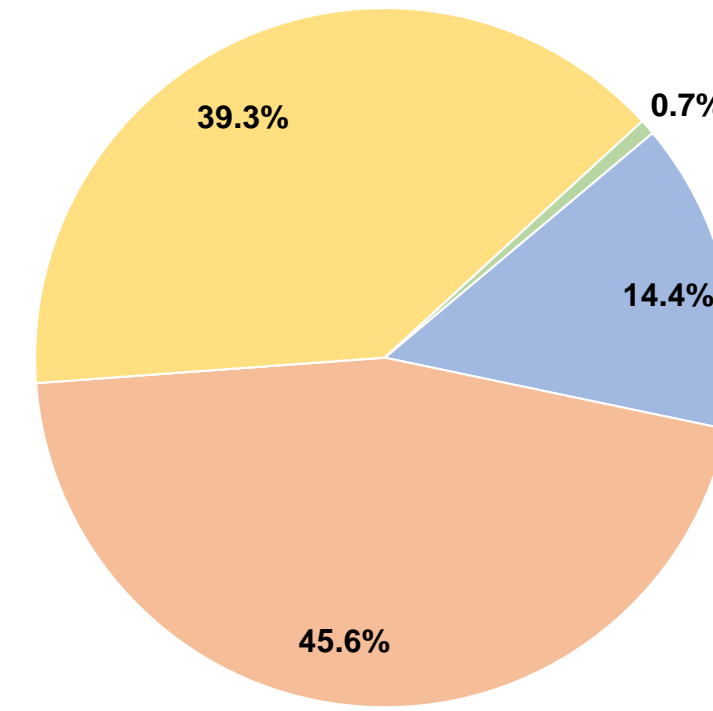
Sources of Operating Funds Expended

Fare Revenues	\$965,583	14.4%
Local Funds	\$3,055,367	45.6%
State Funds	\$0	0.0%
Federal Assistance	\$2,638,309	39.3%
Other Funds	\$47,808	0.7%
Total Operating Funds Expended	\$6,707,067	100.0%

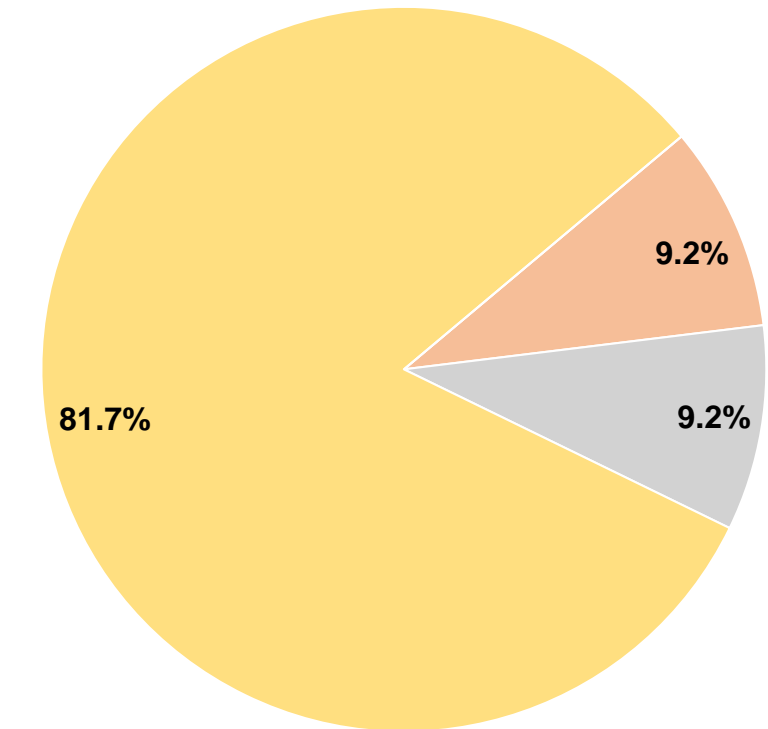
Sources of Capital Funds Expended

Fare Revenues	\$0	0.0%
Local Funds	\$52,612	9.2%
State Funds	\$52,612	9.2%
Federal Assistance	\$468,855	81.7%
Other Funds	\$0	0.0%
Total Capital Funds Expended	\$574,079	100.0%

Operating Funding Sources



Capital Funding Sources



Modal Characteristics

Operation Characteristics

Vehicles Operated at Maximum Service

Mode	Directly Operated	Purchased Transportation	Operating Expenses	Fare Revenues	Uses of Capital Funds	Annual Unlinked Trips	Annual Vehicle Revenue Miles	Annual Vehicle Revenue Hours	Average Fleet Age in Years ^a
Demand Response	6	-	\$593,438	\$65,014	\$14,298	27,894	297,215	20,499	4.3
Bus	19	-	\$6,113,629	\$900,569	\$559,781	864,458	1,403,452	79,133	5.8
Total	25	-	\$6,707,067	\$965,583	\$574,079	892,352	1,700,667	99,632	

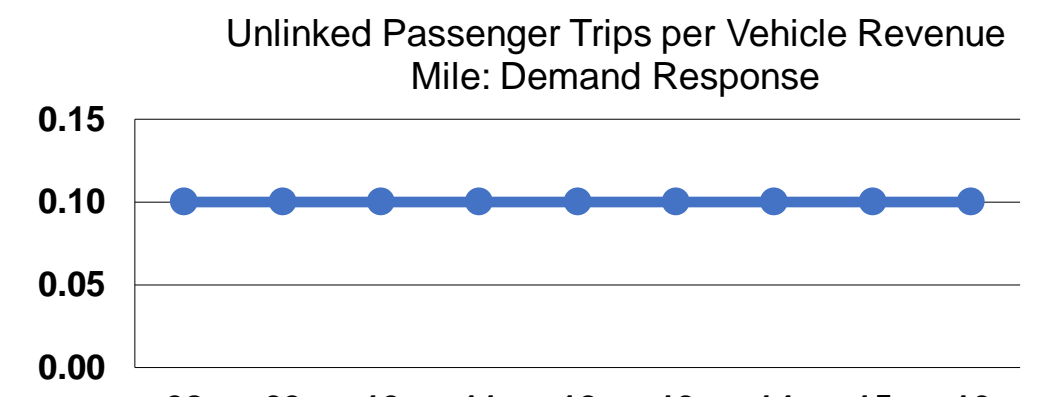
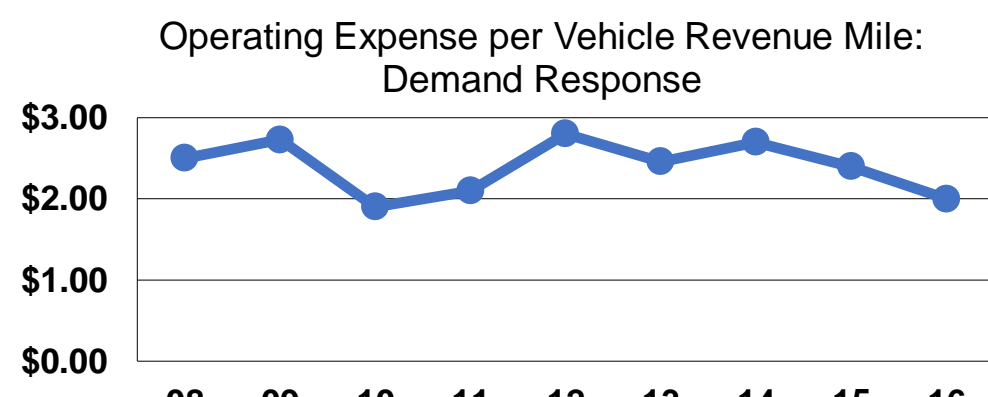
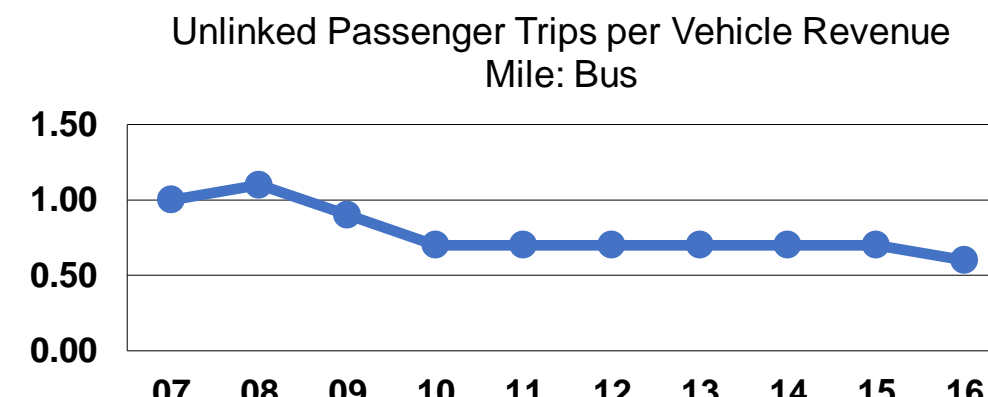
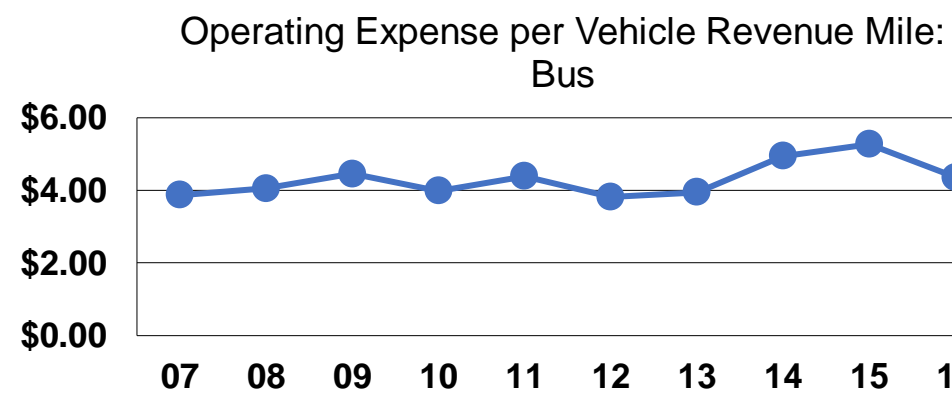
Performance Measures

Service Efficiency

Mode	Operating Expenses per Vehicle Revenue Mile	Operating Expenses per Vehicle Revenue Hour
Demand Response	\$2.00	\$28.95
Bus	\$4.36	\$77.26
Total	\$3.94	\$67.32

Service Effectiveness

Mode	Operating Expenses per Unlinked Passenger Trip	Unlinked Trips per Vehicle Revenue Mile	Unlinked Trips per Vehicle Revenue Hour
Demand Response	\$21.27	0.1	1.4
Bus	\$7.07	0.6	10.9
Total	\$7.52	0.5	9.0



Notes:

^aDemand Response - Taxi (DT) and non-dedicated fleets do not report fleet age data.