

General Information

Urbanized Area (UZA) Statistics - 2010 Census

Raleigh, NC
 518 Square Miles
 884,891 Population
 50 Pop. Rank out of 498 UZAs

Service Area Statistics

55 Square Miles
 157,259 Population

Service Consumption

290,268 Annual Unlinked Trips (UPT)

Service Supplied

911,811 Annual Vehicle Revenue Miles (VRM)
 60,615 Annual Vehicle Revenue Hours (VRH)

Database Information

NTDID: 40143
 Reporter Type: Reduced Reporter

Financial Information

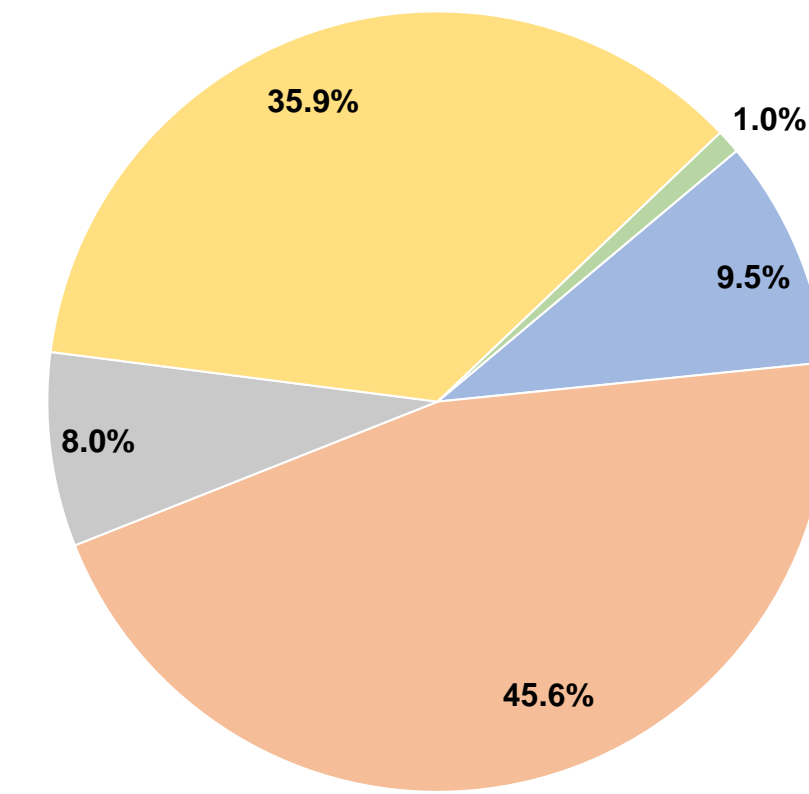
Sources of Operating Funds Expended

Fare Revenues	\$343,682	9.5%
Local Funds	\$1,649,570	45.6%
State Funds	\$290,715	8.0%
Federal Assistance	\$1,297,099	35.9%
Other Funds	\$35,980	1.0%
Total Operating Funds Expended	\$3,617,046	100.0%

Sources of Capital Funds Expended

Fare Revenues	\$0
Local Funds	\$0
State Funds	\$0
Federal Assistance	\$0
Other Funds	\$0
Total Capital Funds Expended	\$0

Operating Funding Sources



Modal Characteristics

Operation Characteristics

Vehicles Operated at Maximum Service

Mode	Directly Operated	Purchased Transportation	Operating Expenses	Fare Revenues	Uses of Capital Funds	Annual Unlinked Trips	Annual Vehicle Revenue Miles	Annual Vehicle Revenue Hours	Average Fleet Age in Years ^a
Demand Response	-	16	\$1,316,444	\$171,569	\$0	40,493	382,809	24,736	6.1
Bus	-	9 ¹	\$1,812,873 ¹	\$172,113	\$0 ¹	249,775	529,002	35,879	5.3
Total	-	25	\$3,129,317	\$343,682	\$0	290,268	911,811	60,615	

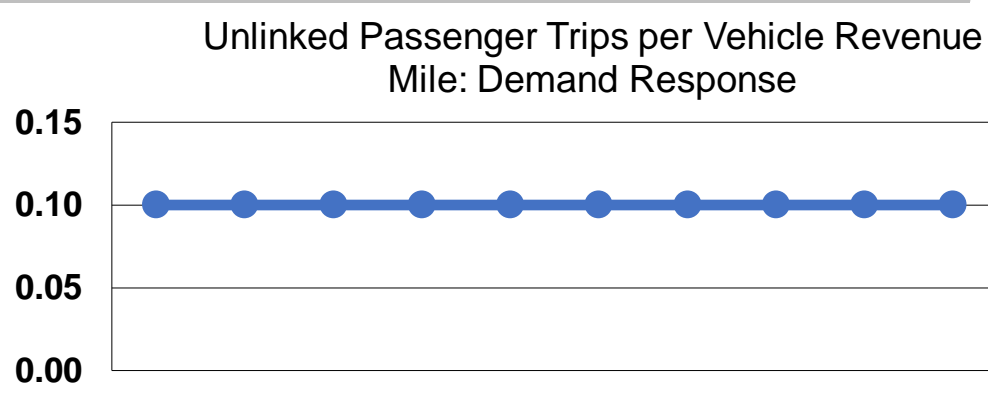
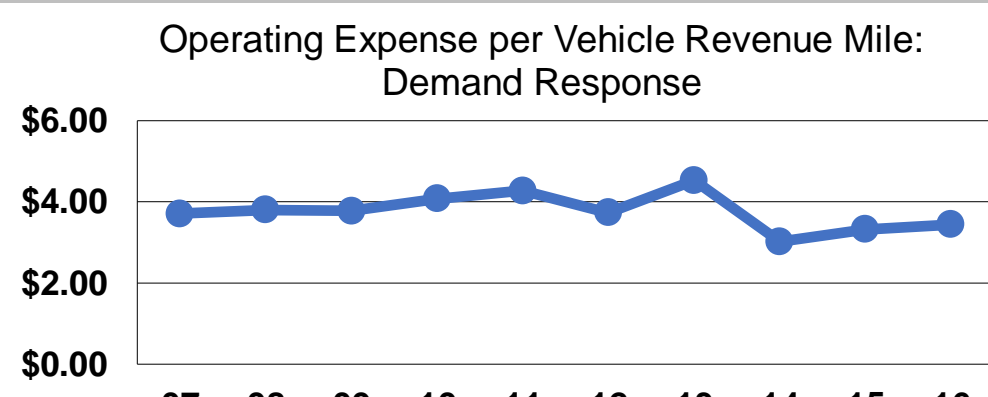
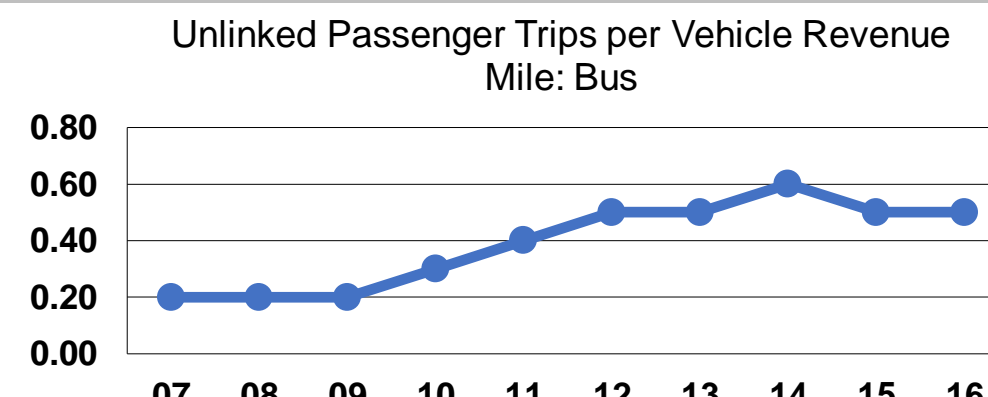
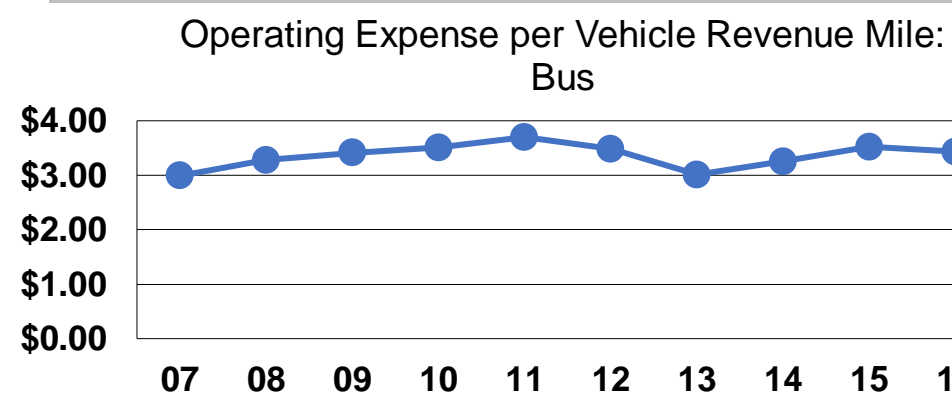
Performance Measures

Service Efficiency

Mode	Operating Expenses per Vehicle Revenue Mile	Operating Expenses per Vehicle Revenue Hour
Demand Response	\$3.44	\$53.22
Bus	\$3.43	\$50.53
Total	\$3.43	\$51.63

Service Effectiveness

Mode	Operating Expenses per Unlinked Passenger Trip	Unlinked Trips per Vehicle Revenue Mile	Unlinked Trips per Vehicle Revenue Hour
Demand Response	\$32.51	0.1	1.6
Bus	\$7.26	0.5	7.0
Total	\$10.78	0.3	4.8



Notes:

^aDemand Response - Taxi (DT) and non-dedicated fleets do not report fleet age data.

¹Excludes data for purchased transportation filed separately.

*This agency has a purchased transportation relationship in which they sell service to Research Triangle Regional Public Transportation Authority (NTDID: 40108), and in which the data are captured in another report for mode MB/PT.

