

Municipality of Hatillo

2016 Annual Agency Profile

P.O. Box 8
Hatillo, PR 00659

Mayor: Hon. Josa Rodriguez

General Information

Urbanized Area (UZA) Statistics - 2010 Census

Arecibo, PR
 84 Square Miles
 139,171 Population
 232 Pop. Rank out of 498 UZAs

Service Area Statistics

42 Square Miles
 41,830 Population

Service Consumption

17,777 Annual Unlinked Trips (UPT)

Service Supplied

28,037 Annual Vehicle Revenue Miles (VRM)
 5,794 Annual Vehicle Revenue Hours (VRH)

Database Information

NTDID: 40151

Reporter Type: Reduced Reporter

Financial Information

Sources of Operating Funds Expended

Fare Revenues	\$0	0.0%
Local Funds	\$135,075	46.2%
State Funds	\$0	0.0%
Federal Assistance	\$157,514	53.8%
Other Funds	\$0	0.0%

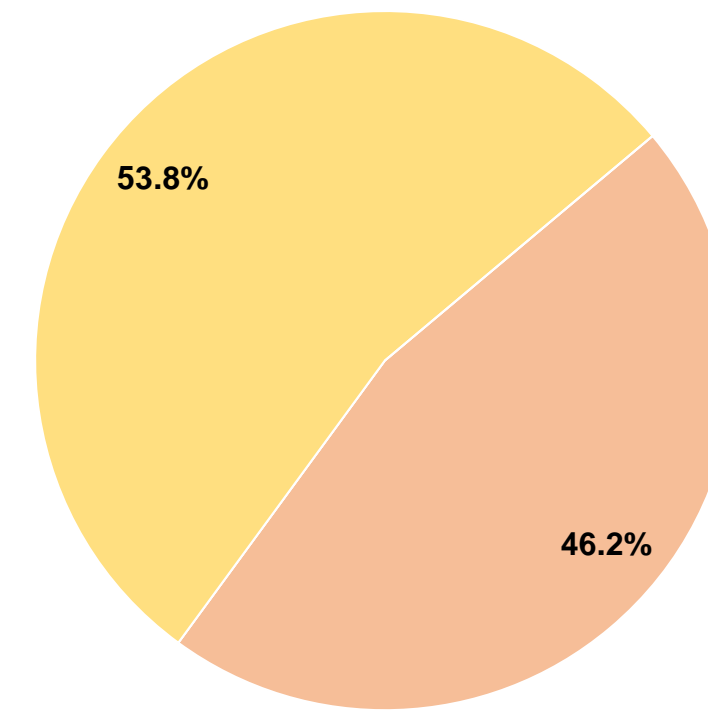
Total Operating Funds Expended \$292,589 100.0%

Sources of Capital Funds Expended

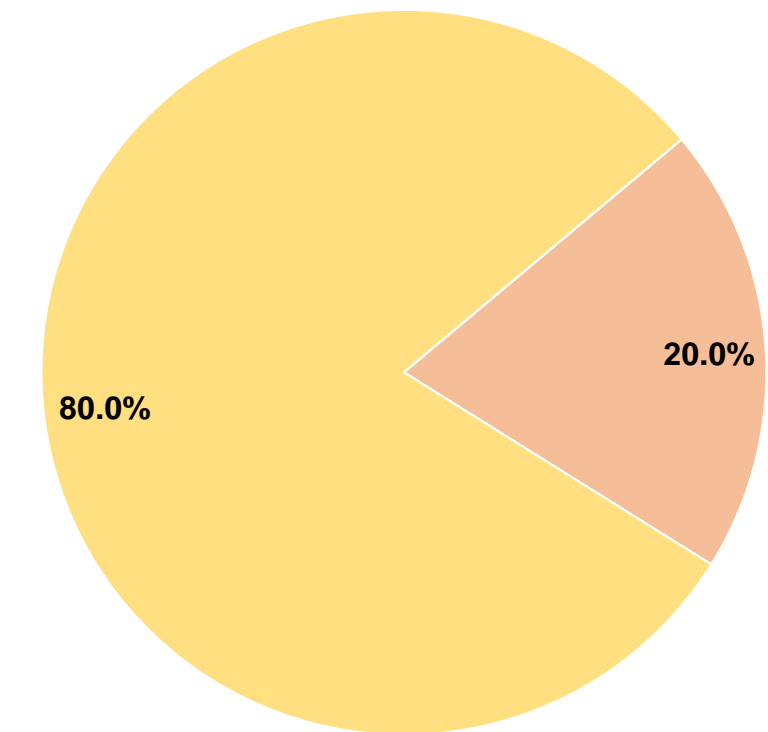
Fare Revenues	\$0	0.0%
Local Funds	\$8,411	20.0%
State Funds	\$0	0.0%
Federal Assistance	\$33,642	80.0%
Other Funds	\$0	0.0%

Total Capital Funds Expended \$42,053 100.0%

Operating Funding Sources



Capital Funding Sources



Modal Characteristics

Operation Characteristics

Vehicles Operated at Maximum Service

Mode	Directly Operated	Purchased Transportation	Operating Expenses	Fare Revenues	Uses of Capital Funds	Annual Unlinked Trips	Annual Vehicle Revenue Miles	Annual Vehicle Revenue Hours	Average Fleet Age in Years ^a
Demand Response	2	-	\$106,014	\$0	\$0	1,428	9,325	2,264	8.5
Bus	3	-	\$186,575	\$0	\$42,053	16,349	18,712	3,530	10.3
Total	5	-	\$292,589	\$0	\$42,053	17,777	28,037	5,794	

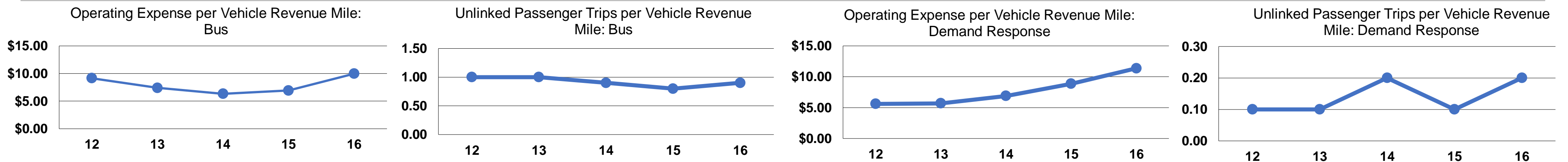
Performance Measures

Service Efficiency

Mode	Operating Expenses per Vehicle Revenue Mile	Operating Expenses per Vehicle Revenue Hour
Demand Response	\$11.37	\$46.83
Bus	\$9.97	\$52.85
Total	\$10.44	\$50.50

Service Effectiveness

Mode	Operating Expenses per Unlinked Passenger Trip	Unlinked Trips per Vehicle Revenue Mile	Unlinked Trips per Vehicle Revenue Hour
Demand Response	\$74.24	0.2	0.6
Bus	\$11.41	0.9	4.6
Total	\$16.46	0.6	3.1



Notes:

^aDemand Response - Taxi (DT) and non-dedicated fleets do not report fleet age data.