

General Information

Urbanized Area (UZA) Statistics - 2010 Census

St. Augustine, FL
43 Square Miles
69,173 Population
399 Pop. Rank out of 498 UZAs

Other UZAs Served

0 Florida Non-UZA

Service Area Statistics

600 Square Miles
195,823 Population

Service Consumption

313,732 Annual Unlinked Trips (UPT)

Service Supplied

620,960 Annual Vehicle Revenue Miles (VRM)
36,330 Annual Vehicle Revenue Hours (VRH)

Database Information

NTDID: 40155

Reporter Type: Reduced Reporter

Financial Information

Sources of Operating Funds Expended

Fare Revenues	\$147,968	9.9%
Local Funds	\$276,490	18.5%
State Funds	\$436,963	29.2%
Federal Assistance	\$635,947	42.5%
Other Funds	\$0	0.0%

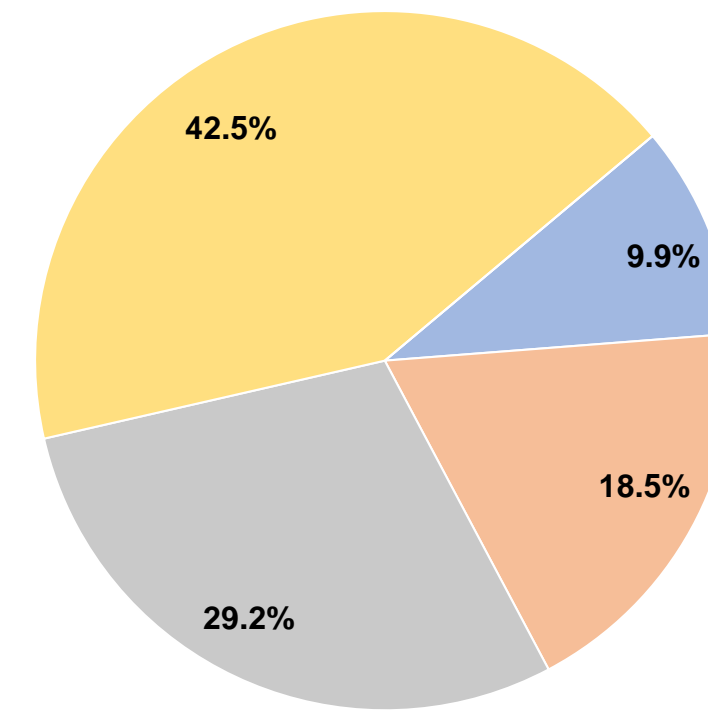
Total Operating Funds Expended \$1,497,368 100.0%

Sources of Capital Funds Expended

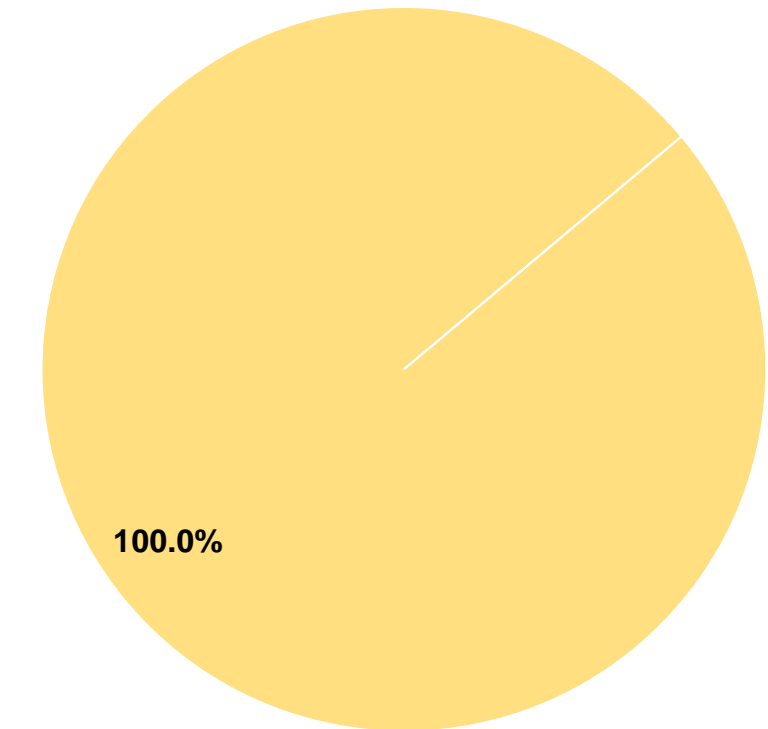
Fare Revenues	\$0	0.0%
Local Funds	\$0	0.0%
State Funds	\$0	0.0%
Federal Assistance	\$773,158	100.0%
Other Funds	\$0	0.0%

Total Capital Funds Expended \$773,158 100.0%

Operating Funding Sources



Capital Funding Sources



Modal Characteristics

Operation Characteristics

Vehicles Operated at Maximum Service

Mode	Directly Operated	Purchased Transportation	Operating Expenses	Fare Revenues	Uses of Capital Funds	Annual Unlinked Trips	Annual Vehicle Revenue Miles	Annual Vehicle Revenue Hours	Average Fleet Age in Years ^a
Demand Response	-	8	\$534,992	\$40,836	\$293,800	19,449	88,023	9,418	0.0
Bus	-	8	\$962,376	\$107,132	\$479,358	294,283	532,937	26,912	1.8
Total	-	16	\$1,497,368	\$147,968	\$773,158	313,732	620,960	36,330	

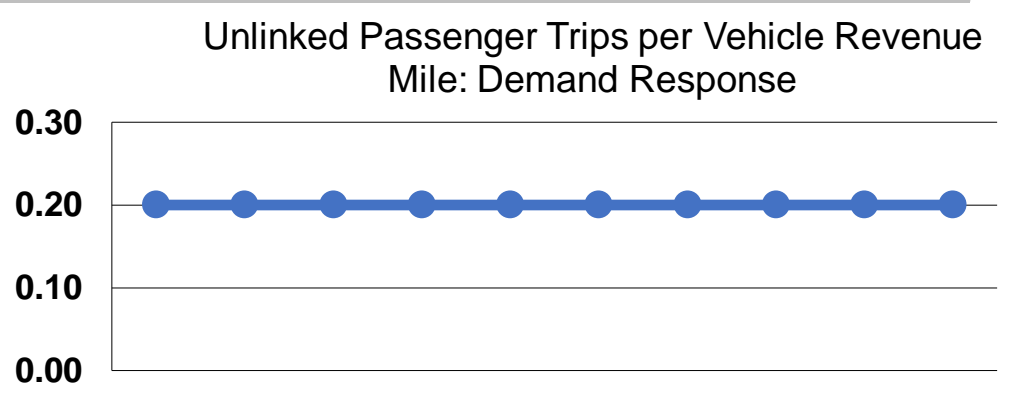
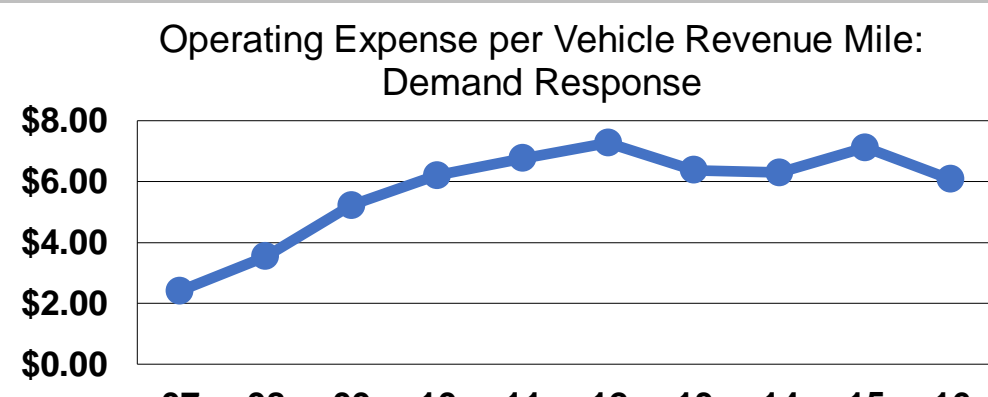
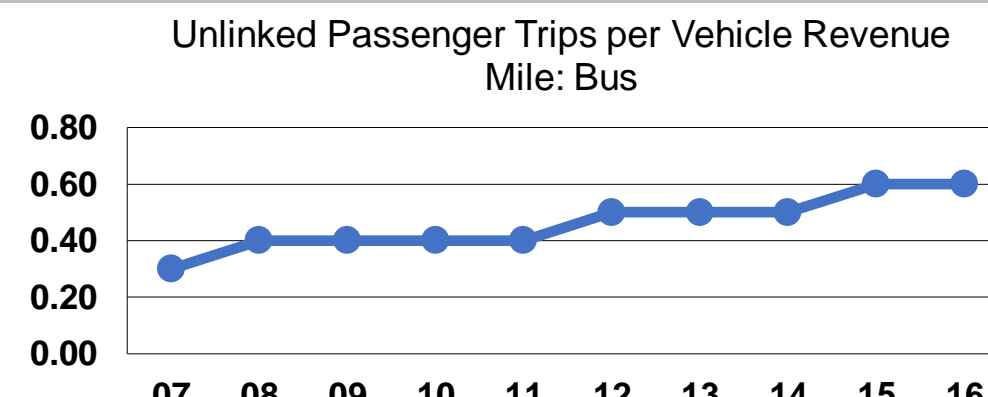
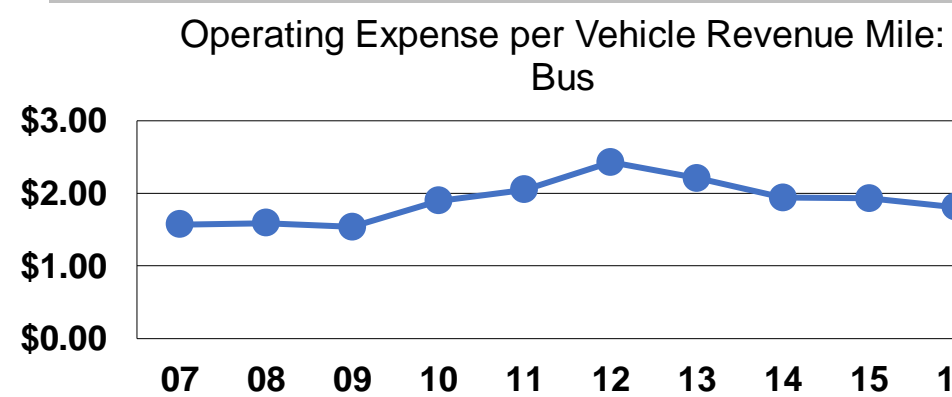
Performance Measures

Service Efficiency

Mode	Operating Expenses per Vehicle Revenue Mile	Operating Expenses per Vehicle Revenue Hour
Demand Response	\$6.08	\$56.81
Bus	\$1.81	\$35.76
Total	\$2.41	\$41.22

Service Effectiveness

Mode	Operating Expenses per Unlinked Passenger Trip	Unlinked Trips per Vehicle Revenue Mile	Unlinked Trips per Vehicle Revenue Hour
Demand Response	\$27.51	0.2	2.1
Bus	\$3.27	0.6	10.9
Total	\$4.77	0.5	8.6



Notes:

^aDemand Response - Taxi (DT) and non-dedicated fleets do not report fleet age data.