

General Information

Urbanized Area (UZA) Statistics - 2010 Census

Augusta-Richmond County, GA-SC
 260 **Square Miles**
 386,787 **Population**
 98 **Pop. Rank out of 498 UZAs**

Service Area Statistics

222 **Square Miles**
 85,476 **Population**

Service Consumption

30,891 **Annual Unlinked Trips (UPT)**

Service Supplied

156,082 **Annual Vehicle Revenue Miles (VRM)**
 10,270 **Annual Vehicle Revenue Hours (VRH)**

Database Information

NTDID: 40156

Reporter Type: Reduced Reporter

Financial Information

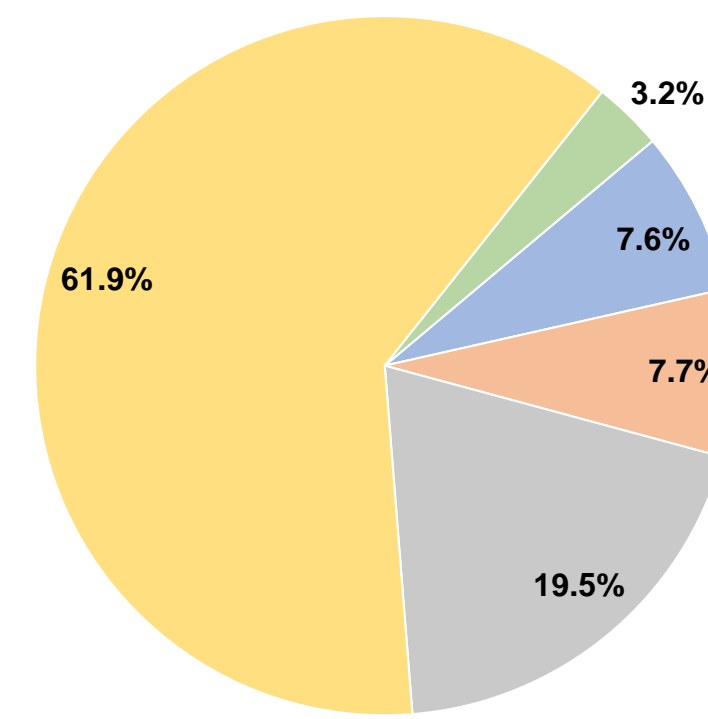
Sources of Operating Funds Expended

Fare Revenues	\$42,545	7.6%
Local Funds	\$43,383	7.7%
State Funds	\$109,609	19.5%
Federal Assistance	\$347,560	61.9%
Other Funds	\$18,000	3.2%
Total Operating Funds Expended	\$561,097	100.0%

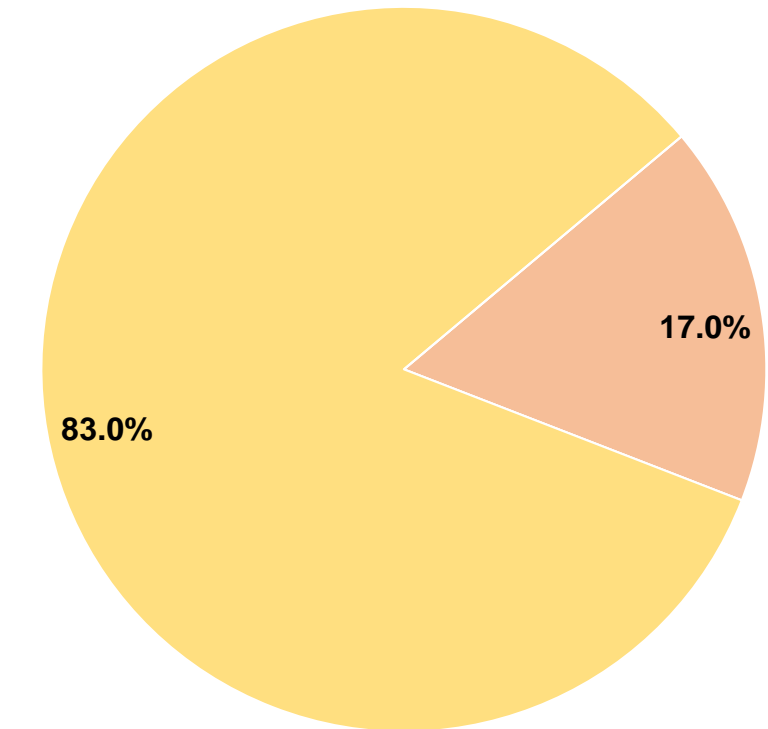
Sources of Capital Funds Expended

Fare Revenues	\$0	0.0%
Local Funds	\$11,185	17.0%
State Funds	\$0	0.0%
Federal Assistance	\$54,611	83.0%
Other Funds	\$0	0.0%
Total Capital Funds Expended	\$65,796	100.0%

Operating Funding Sources



Capital Funding Sources



Modal Characteristics

Operation Characteristics

Vehicles Operated at Maximum Service

Mode	Directly Operated	Purchased Transportation	Operating Expenses	Fare Revenues	Uses of Capital Funds	Annual Unlinked Trips	Annual Vehicle Revenue Miles	Annual Vehicle Revenue Hours	Average Fleet Age in Years ^a
Demand Response	-	4	\$139,133	\$17,037	\$0	5,767	32,609	2,963	0.0
Bus	-	3	\$410,020	\$25,508	\$65,796	25,124	123,473	7,307	3.8
Total	-	7	\$549,153	\$42,545	\$65,796	30,891	156,082	10,270	

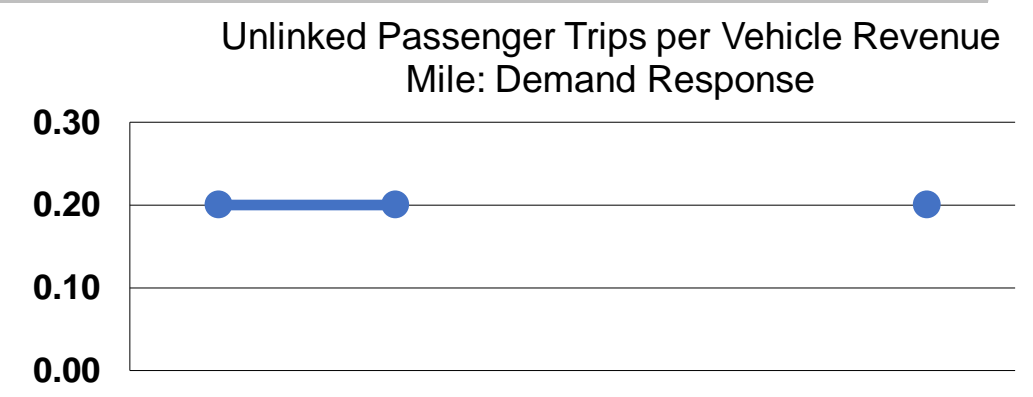
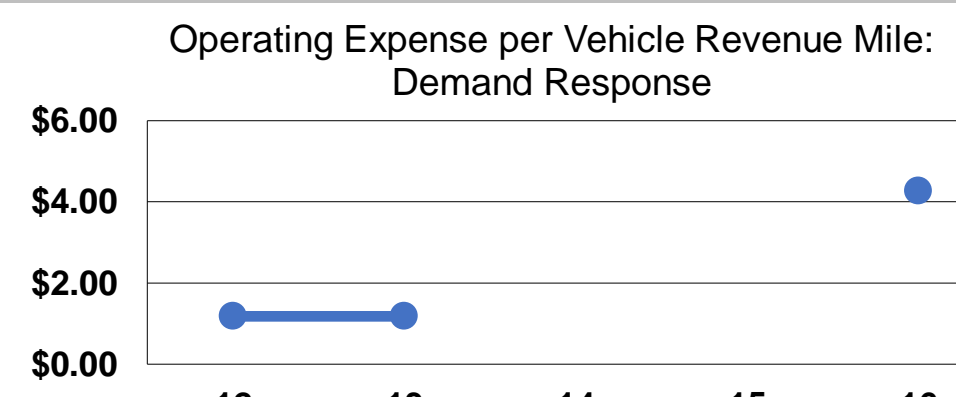
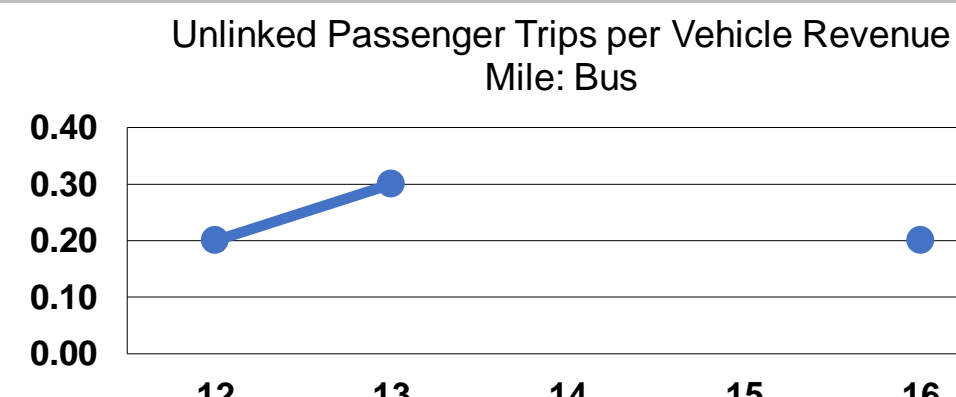
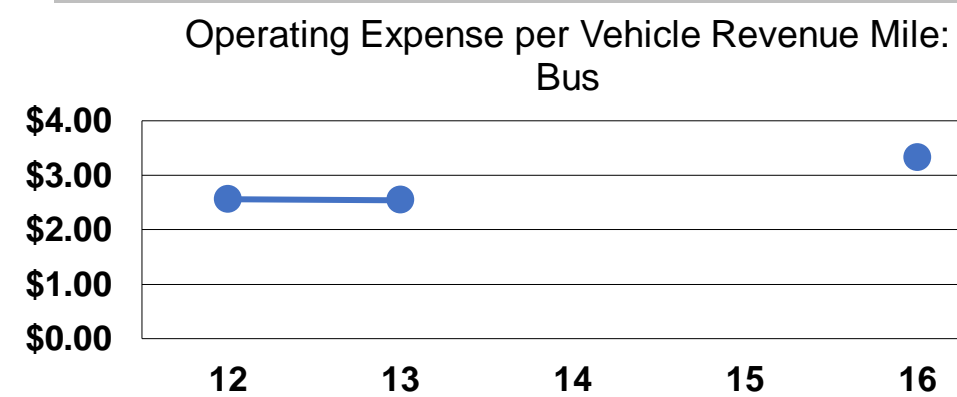
Performance Measures

Service Efficiency

Mode	Operating Expenses per Vehicle Revenue Mile	Operating Expenses per Vehicle Revenue Hour
Demand Response	\$4.27	\$46.96
Bus	\$3.32	\$56.11
Total	\$3.52	\$53.47

Service Effectiveness

Mode	Operating Expenses per Unlinked Passenger Trip	Unlinked Trips per Vehicle Revenue Mile	Unlinked Trips per Vehicle Revenue Hour
Demand Response	\$24.13	0.2	2.0
Bus	\$16.32	0.2	3.4
Total	\$17.78	0.2	3.0



Notes:

^aDemand Response - Taxi (DT) and non-dedicated fleets do not report fleet age data.