

General Information

Urbanized Area (UZA) Statistics - 2010 Census

Atlanta, GA
2,645 Square Miles
4,515,419 Population
9 Pop. Rank out of 498 UZAs

Other UZAs Served

0 Georgia Non-UZA

Service Area Statistics

422 Square Miles
235,900 Population

Service Consumption

77,874 Annual Unlinked Trips (UPT)

Service Supplied

331,372 Annual Vehicle Revenue Miles (VRM)
22,917 Annual Vehicle Revenue Hours (VRH)

Database Information

NTDID: 40161

Reporter Type: Reduced Reporter

Financial Information

Sources of Operating Funds Expended

Fare Revenues	\$50,812	6.1%
Local Funds	\$79,591	9.6%
State Funds	\$204,183	24.5%
Federal Assistance	\$497,561	59.8%
Other Funds	\$0	0.0%

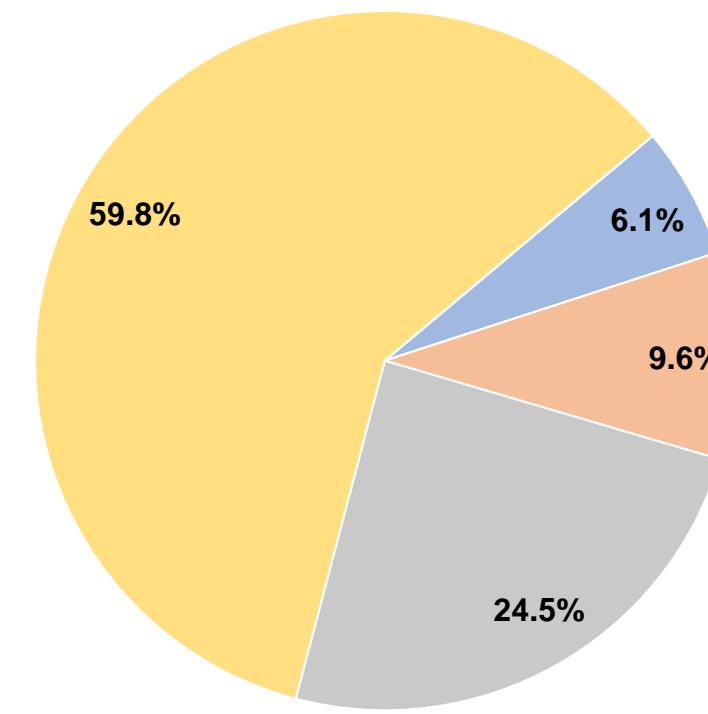
Total Operating Funds Expended \$832,147 100.0%

Sources of Capital Funds Expended

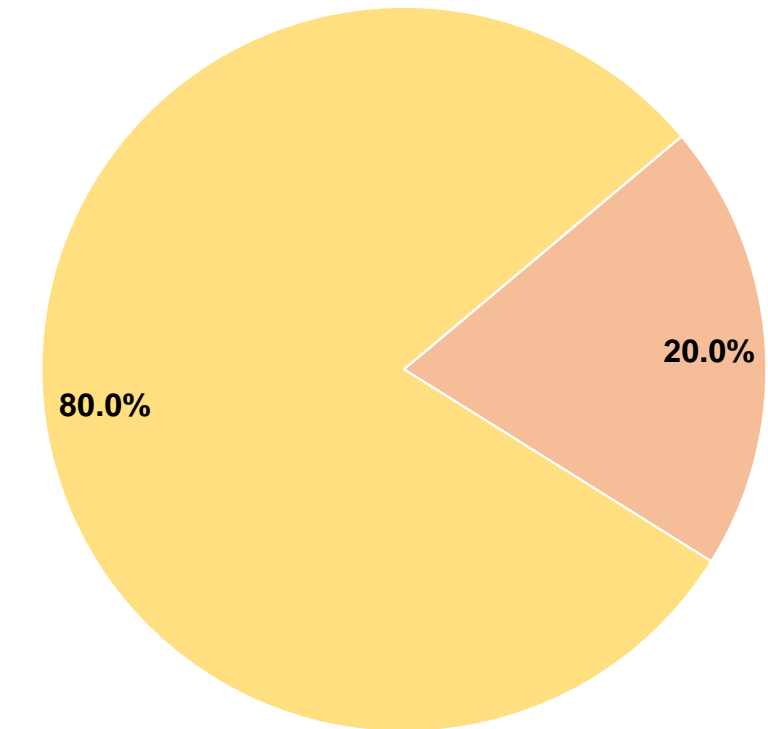
Fare Revenues	\$0	0.0%
Local Funds	\$24,415	20.0%
State Funds	\$0	0.0%
Federal Assistance	\$97,661	80.0%
Other Funds	\$0	0.0%

Total Capital Funds Expended \$122,076 100.0%

Operating Funding Sources



Capital Funding Sources



Modal Characteristics

Operation Characteristics

Vehicles Operated at Maximum Service

Mode	Directly Operated	Purchased Transportation	Operating Expenses	Fare Revenues	Uses of Capital Funds	Annual Unlinked Trips	Annual Vehicle Revenue Miles	Annual Vehicle Revenue Hours	Average Fleet Age in Years ^a
Demand Response	12	-	\$674,588	\$29,216	\$0	49,599	269,345	19,213	4.0
Bus	2	-	\$157,559	\$21,596	\$122,076	28,275	62,027	3,704	0.0
Total	14	-	\$832,147	\$50,812	\$122,076	77,874	331,372	22,917	

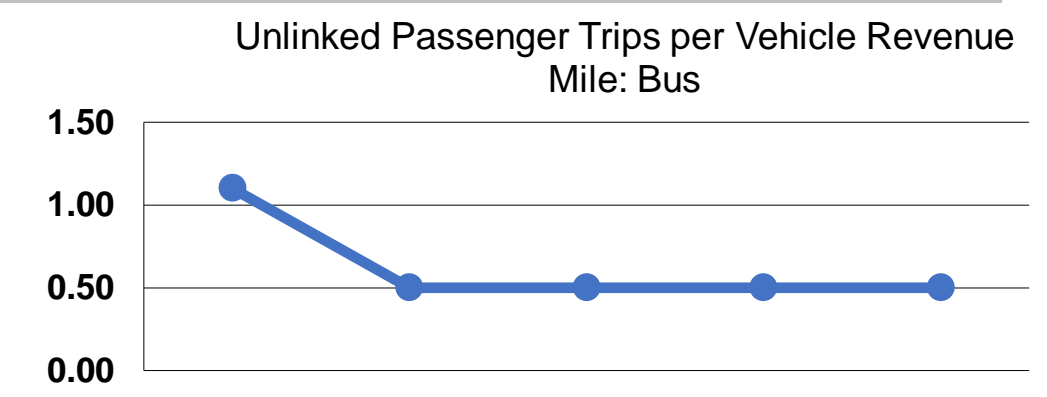
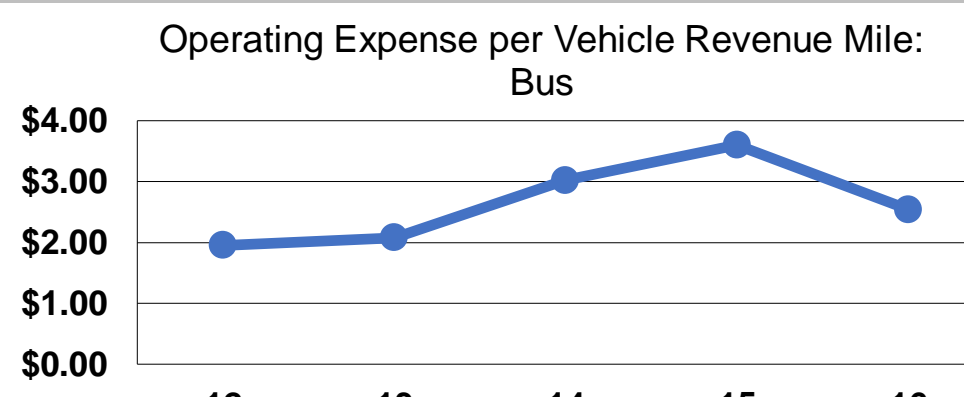
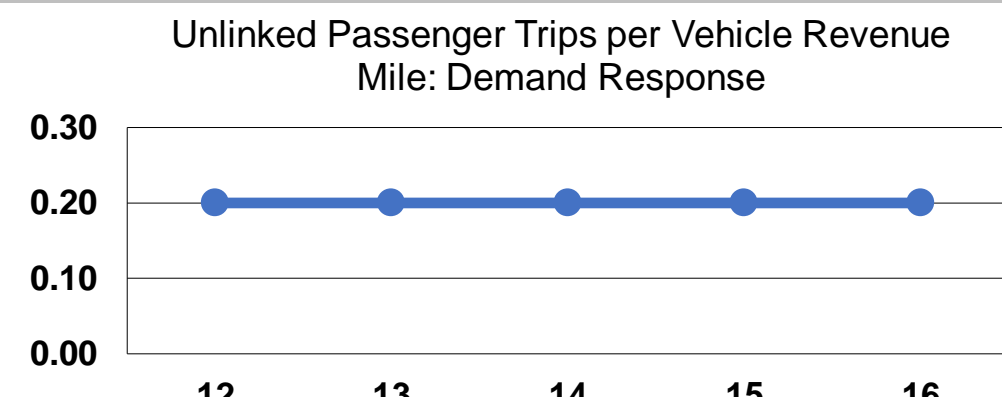
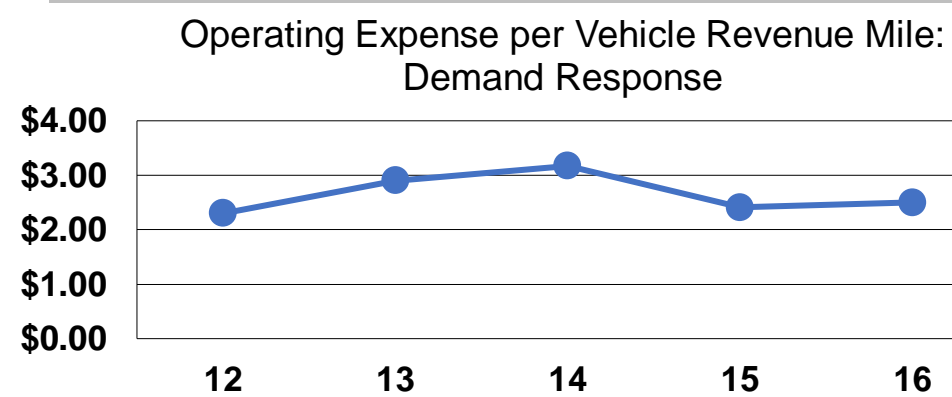
Performance Measures

Service Efficiency

Mode	Operating Expenses per Vehicle Revenue Mile	Operating Expenses per Vehicle Revenue Hour
Demand Response	\$2.50	\$35.11
Bus	\$2.54	\$42.54
Total	\$2.51	\$36.31

Service Effectiveness

Mode	Operating Expenses per Unlinked Passenger Trip	Unlinked Trips per Vehicle Revenue Mile	Unlinked Trips per Vehicle Revenue Hour
Demand Response	\$13.60	0.2	2.6
Bus	\$5.57	0.5	7.6
Total	\$10.69	0.2	3.4



Notes:

^aDemand Response - Taxi (DT) and non-dedicated fleets do not report fleet age data.