

General Information

Urbanized Area (UZA) Statistics - 2010 Census

Nashville-Davidson, TN
563 Square Miles
969,587 Population
44 Pop. Rank out of 498 UZAs

Service Area Statistics

22 Square Miles
62,608 Population

Service Consumption

73,541 Annual Unlinked Trips (UPT)

Service Supplied

295,367 Annual Vehicle Revenue Miles (VRM)
23,243 Annual Vehicle Revenue Hours (VRH)

Database Information

NTDID: 40162

Reporter Type: Reduced Reporter

Financial Information

Sources of Operating Funds Expended

Fare Revenues	\$76,292	4.8%
Local Funds	\$521,454	33.1%
State Funds	\$337,614	21.4%
Federal Assistance	\$626,135	39.7%
Other Funds	\$13,992	0.9%

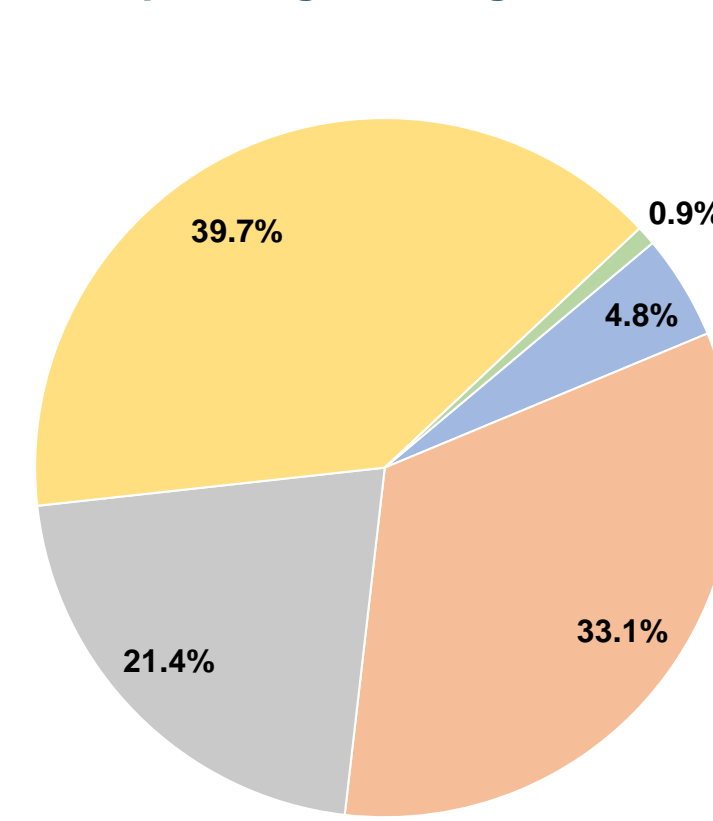
Total Operating Funds Expended \$1,575,487 100.0%

Sources of Capital Funds Expended

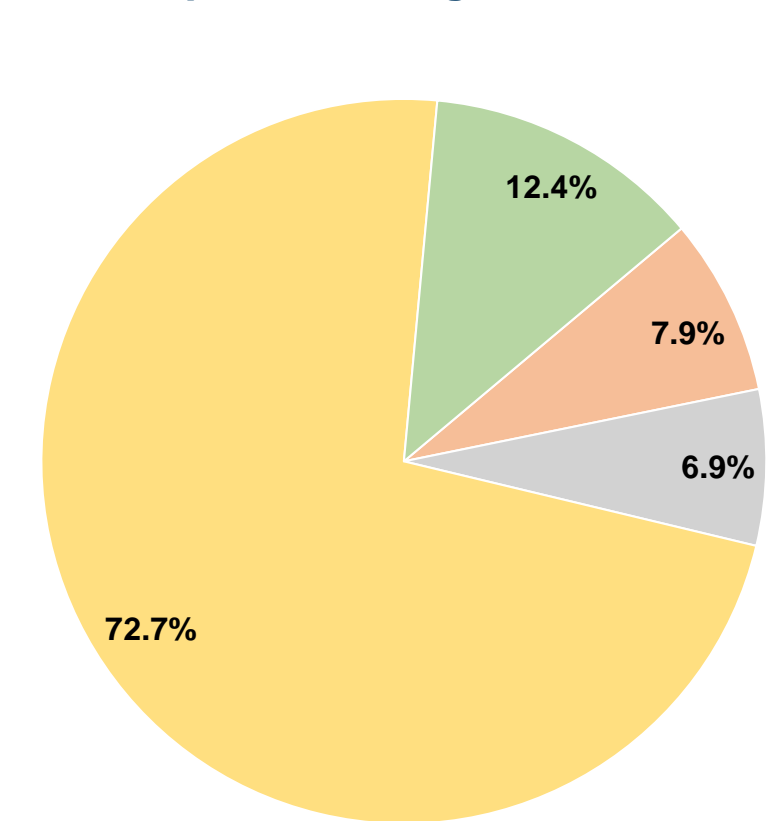
Fare Revenues	\$0	0.0%
Local Funds	\$12,837	7.9%
State Funds	\$11,276	6.9%
Federal Assistance	\$118,021	72.7%
Other Funds	\$20,151	12.4%

Total Capital Funds Expended \$162,285 100.0%

Operating Funding Sources



Capital Funding Sources



Modal Characteristics

Operation Characteristics

Vehicles Operated at Maximum Service

Mode	Directly Operated	Purchased Transportation	Operating Expenses	Fare Revenues	Uses of Capital Funds	Annual Unlinked Trips	Annual Vehicle Revenue Miles	Annual Vehicle Revenue Hours	Average Fleet Age in Years ^a
Demand Response	-	4 ¹	\$832,499 ¹	\$46,873	\$79,185 ¹	27,073	152,286	12,857	4.2
Bus	-	3 ¹	\$710,588 ¹	\$29,419	\$83,100 ¹	46,468	143,081	10,386	3.8
Total	-	7	\$1,543,087	\$76,292	\$162,285	73,541	295,367	23,243	

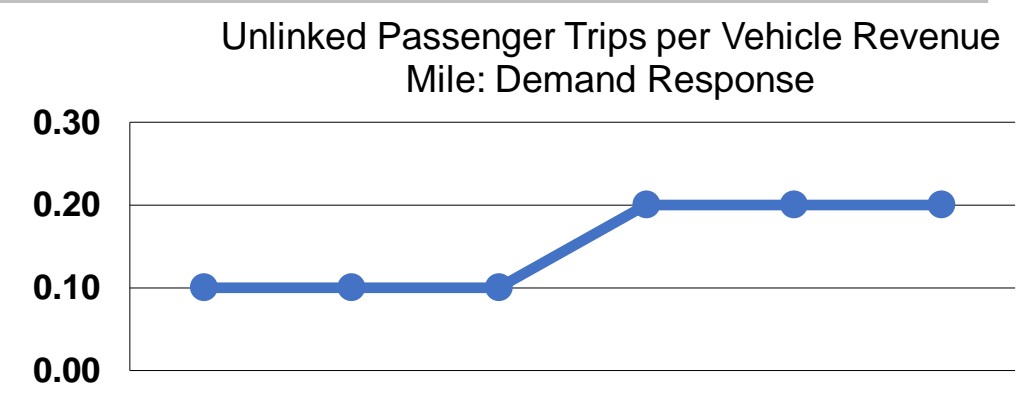
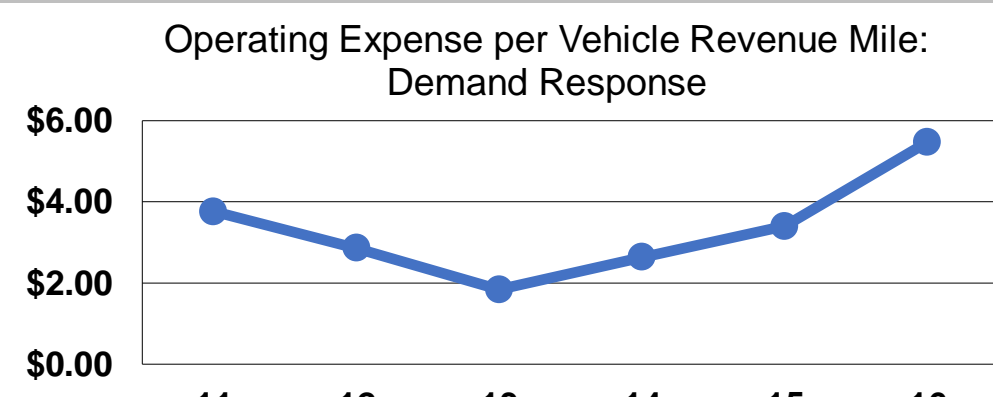
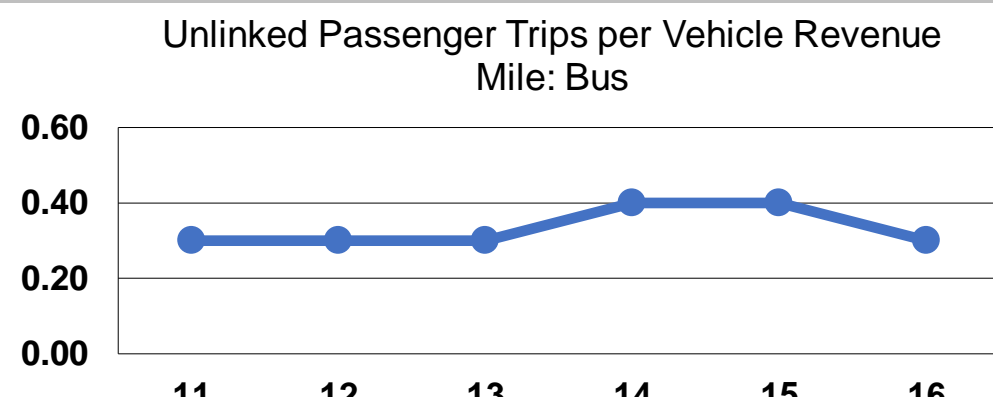
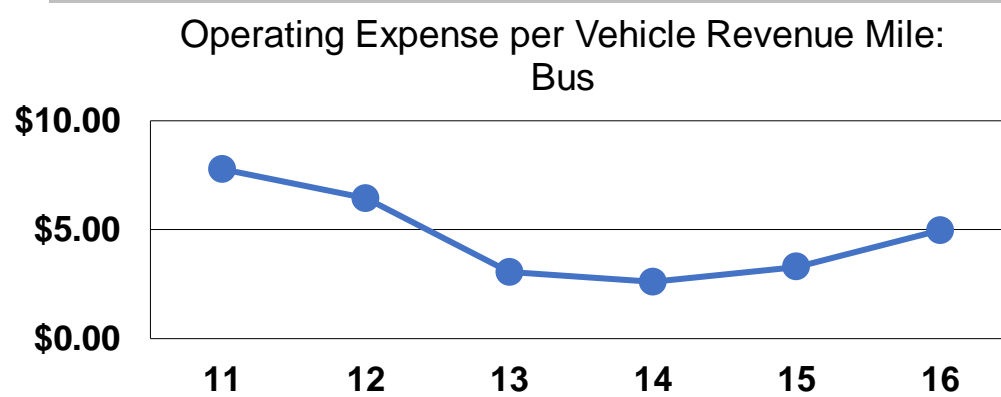
Performance Measures

Service Efficiency

Mode	Operating Expenses per Vehicle Revenue Mile	Operating Expenses per Vehicle Revenue Hour
Demand Response	\$5.47	\$64.75
Bus	\$4.97	\$68.42
Total	\$5.22	\$66.39

Service Effectiveness

Mode	Operating Expenses per Unlinked Passenger Trip	Unlinked Trips per Vehicle Revenue Mile	Unlinked Trips per Vehicle Revenue Hour
Demand Response	\$30.75	0.2	2.1
Bus	\$15.29	0.3	4.5
Total	\$20.98	0.2	3.2



Notes:

^aDemand Response - Taxi (DT) and non-dedicated fleets do not report fleet age data.

¹Includes data for a contract with another reporter.

*This agency has a purchased transportation relationship in which they buy service from The Transportation Management Association Group (NTDID: 40178), and in which the data are captured in this report for mode DR/PT.

*This agency has a purchased transportation relationship in which they buy service from The Transportation Management Association Group (NTDID: 40178), and in which the data are captured in this report for mode MB/PT.

