

General Information

Urbanized Area (UZA) Statistics - 2010 Census

San Juan, PR
867 **Square Miles**
2,148,346 **Population**
21 **Pop. Rank out of 498 UZAs**

Service Area Statistics

27 **Square Miles**
39,754 **Population**

Service Consumption

83,466 **Annual Unlinked Trips (UPT)**

Service Supplied

48,987 **Annual Vehicle Revenue Miles (VRM)**
4,860 **Annual Vehicle Revenue Hours (VRH)**

Database Information

NTDID: 40165

Reporter Type: Reduced Reporter

Financial Information

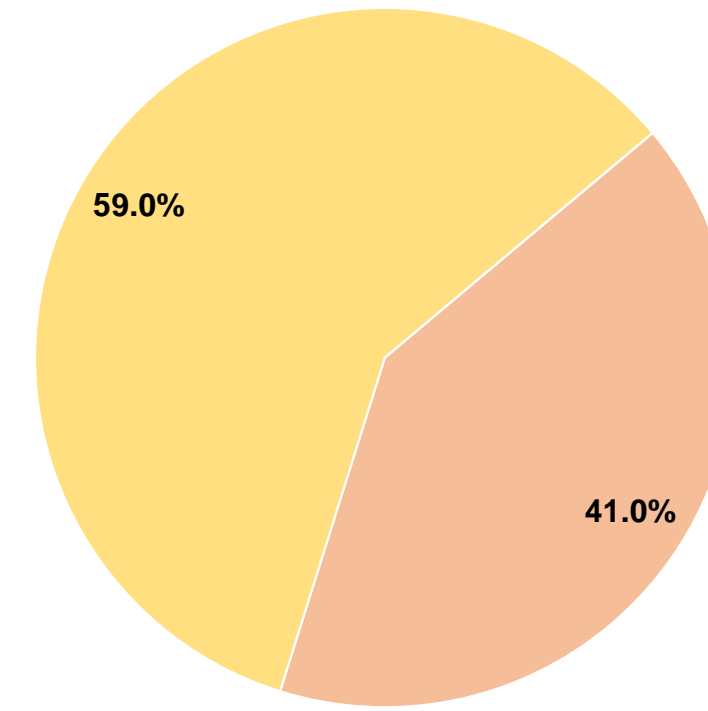
Sources of Operating Funds Expended

Fare Revenues	\$0	0.0%
Local Funds	\$65,106	41.0%
State Funds	\$0	0.0%
Federal Assistance	\$93,873	59.0%
Other Funds	\$0	0.0%
Total Operating Funds Expended	\$158,979	100.0%

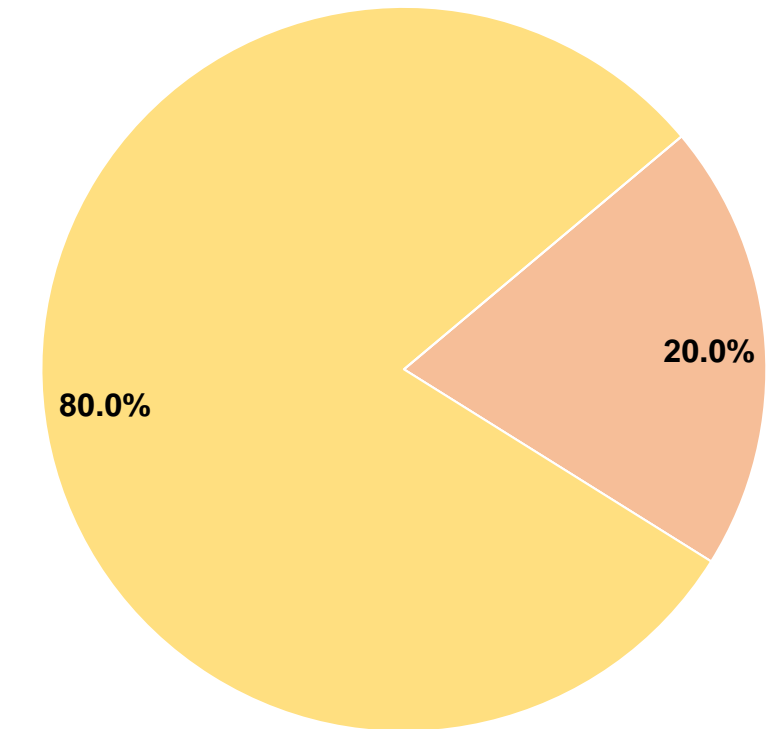
Sources of Capital Funds Expended

Fare Revenues	\$0	0.0%
Local Funds	\$3,331	20.0%
State Funds	\$0	0.0%
Federal Assistance	\$13,319	80.0%
Other Funds	\$0	0.0%
Total Capital Funds Expended	\$16,650	100.0%

Operating Funding Sources



Capital Funding Sources



Modal Characteristics

Operation Characteristics

Vehicles Operated at Maximum Service

Mode	Directly Operated	Purchased Transportation	Operating Expenses	Fare Revenues	Uses of Capital Funds	Annual Unlinked Trips	Annual Vehicle Revenue Miles	Annual Vehicle Revenue Hours	Average Fleet Age in Years ^a
Demand Response	2	-	\$65,344	\$0	\$0	1,926	15,855	883	8.0
Bus	4	-	\$93,635	\$0	\$16,650	81,540	33,132	3,977	5.0
Total	6	-	\$158,979	\$0	\$16,650	83,466	48,987	4,860	

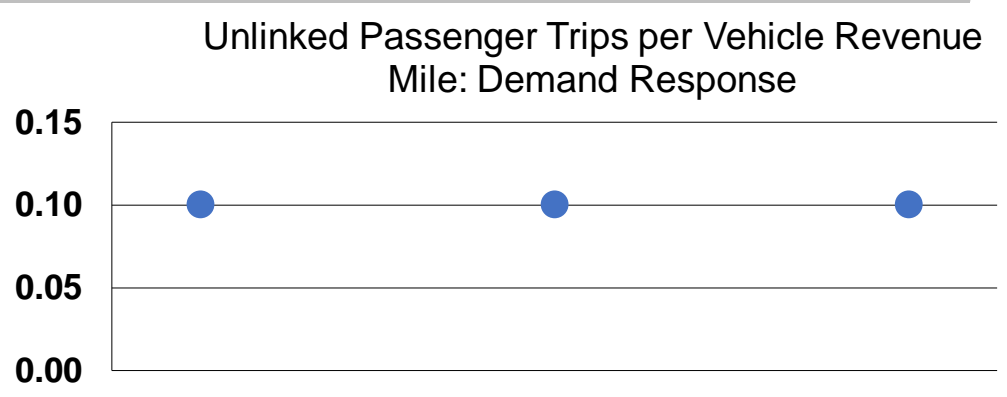
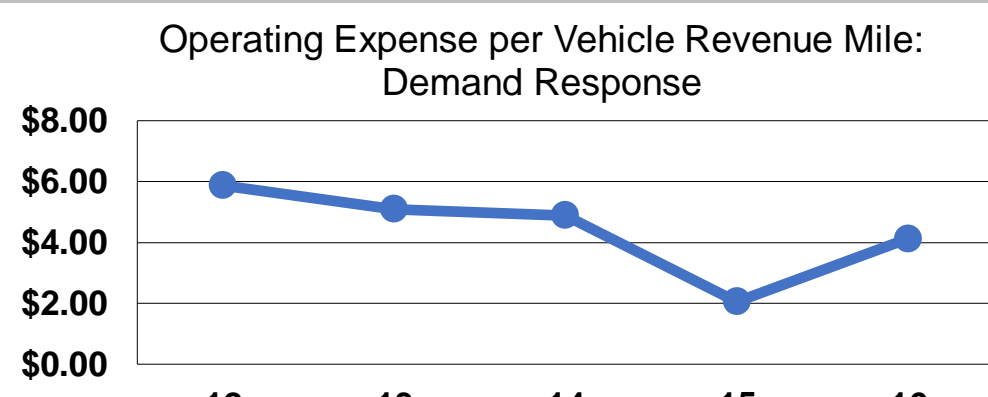
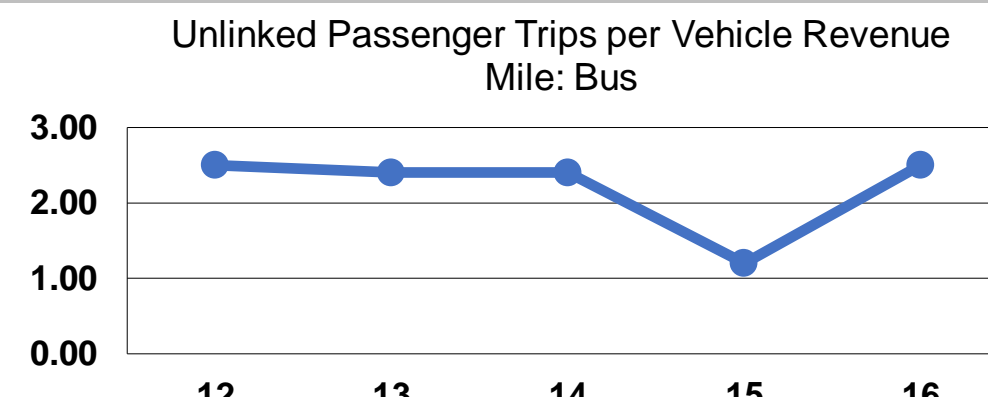
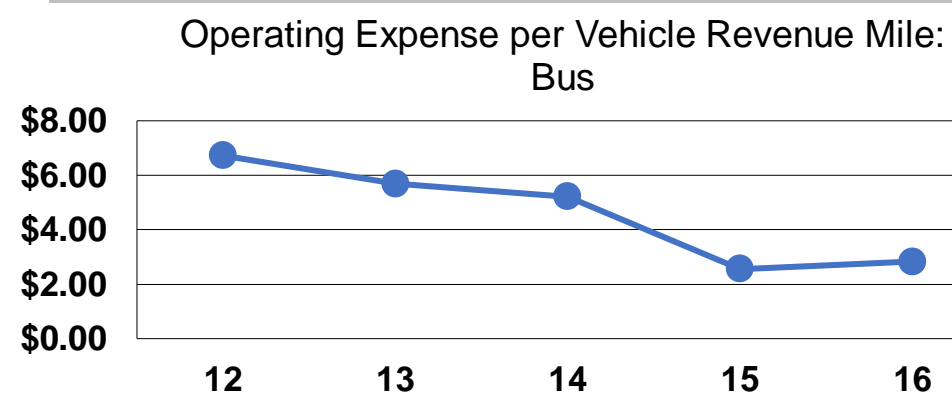
Performance Measures

Service Efficiency

Mode	Operating Expenses per Vehicle Revenue Mile	Operating Expenses per Vehicle Revenue Hour
Demand Response	\$4.12	\$74.00
Bus	\$2.83	\$23.54
Total	\$3.25	\$32.71

Service Effectiveness

Mode	Operating Expenses per Unlinked Passenger Trip	Unlinked Trips per Vehicle Revenue Mile	Unlinked Trips per Vehicle Revenue Hour
Demand Response	\$33.93	0.1	2.2
Bus	\$1.15	2.5	20.5
Total	\$1.90	1.7	17.2



Notes:

^aDemand Response - Taxi (DT) and non-dedicated fleets do not report fleet age data.