

General Information

Urbanized Area (UZA) Statistics - 2010 Census

Jacksonville, NC
 71 Square Miles
 105,419 Population
 294 Pop. Rank out of 498 UZAs

Service Area Statistics

47 Square Miles
 70,145 Population

Service Consumption

130,420 Annual Unlinked Trips (UPT)

Service Supplied

343,071 Annual Vehicle Revenue Miles (VRM)
 19,984 Annual Vehicle Revenue Hours (VRH)

Database Information

NTDID: 40166
 Reporter Type: Reduced Reporter

Financial Information

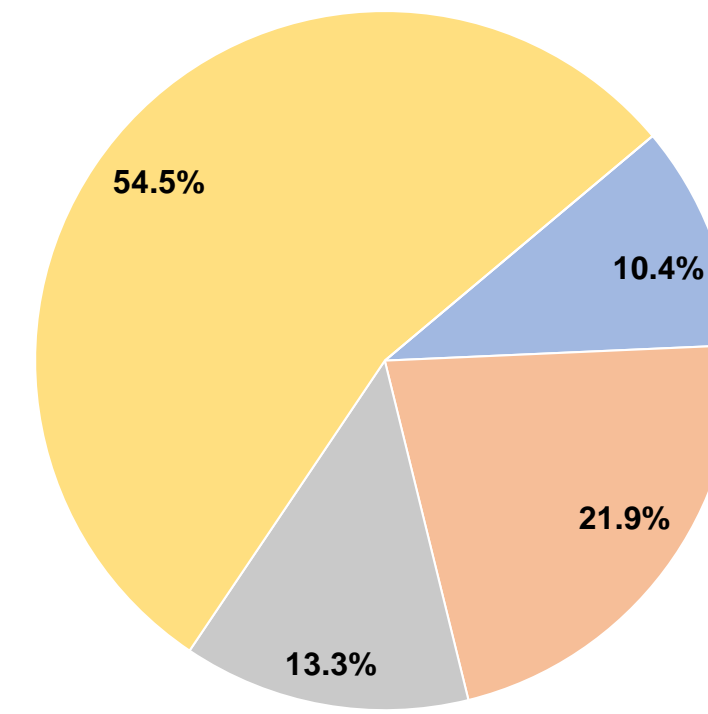
Sources of Operating Funds Expended

Fare Revenues	\$127,351	10.4%
Local Funds	\$267,401	21.9%
State Funds	\$162,423	13.3%
Federal Assistance	\$666,324	54.5%
Other Funds	\$0	0.0%
Total Operating Funds Expended	\$1,223,499	100.0%

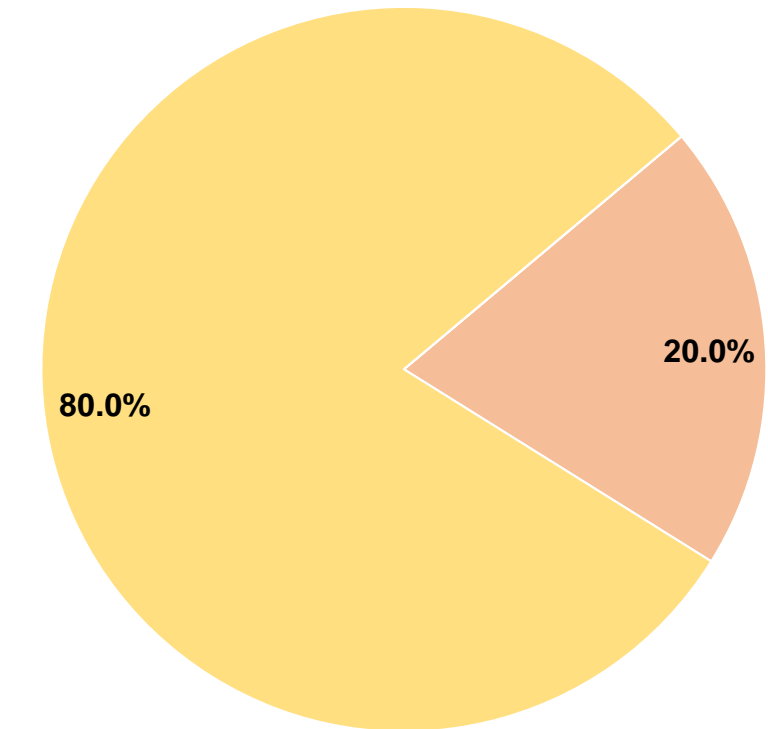
Sources of Capital Funds Expended

Fare Revenues	\$0	0.0%
Local Funds	\$11,707	20.0%
State Funds	\$0	0.0%
Federal Assistance	\$46,826	80.0%
Other Funds	\$0	0.0%
Total Capital Funds Expended	\$58,533	100.0%

Operating Funding Sources



Capital Funding Sources



Modal Characteristics

Operation Characteristics

Vehicles Operated at Maximum Service

Mode	Directly Operated	Purchased Transportation	Operating Expenses	Fare Revenues	Uses of Capital Funds	Annual Unlinked Trips	Annual Vehicle Revenue Miles	Annual Vehicle Revenue Hours	Average Fleet Age in Years ^a
Demand Response	-	2 ¹	\$61,720 ¹	\$10,235	\$0 ¹	4,482	29,716	1,933	0.0
Bus	-	9	\$1,160,159	\$117,116	\$58,533	125,938	313,355	18,051	4.2
Total	-	11	\$1,221,879	\$127,351	\$58,533	130,420	343,071	19,984	

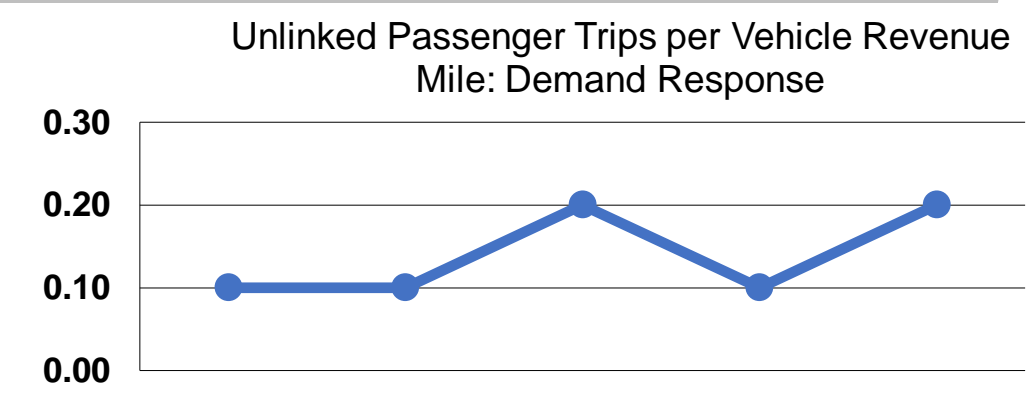
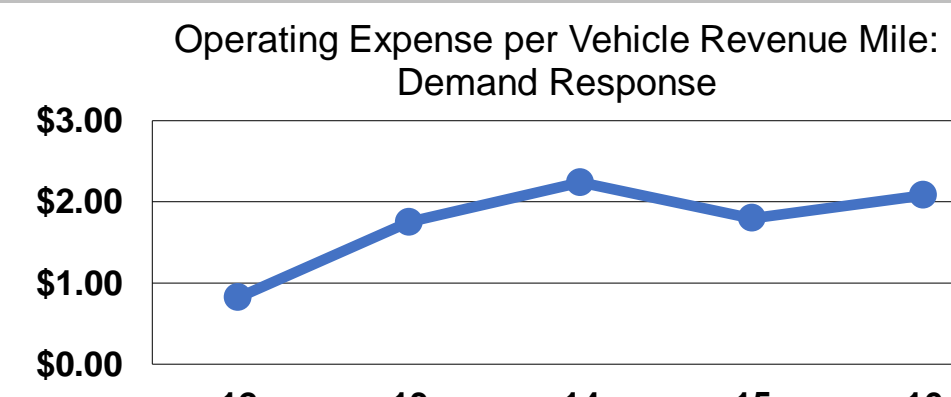
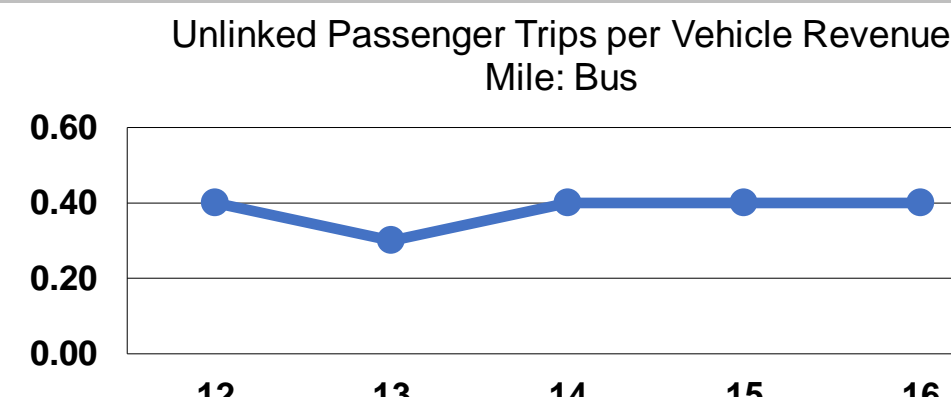
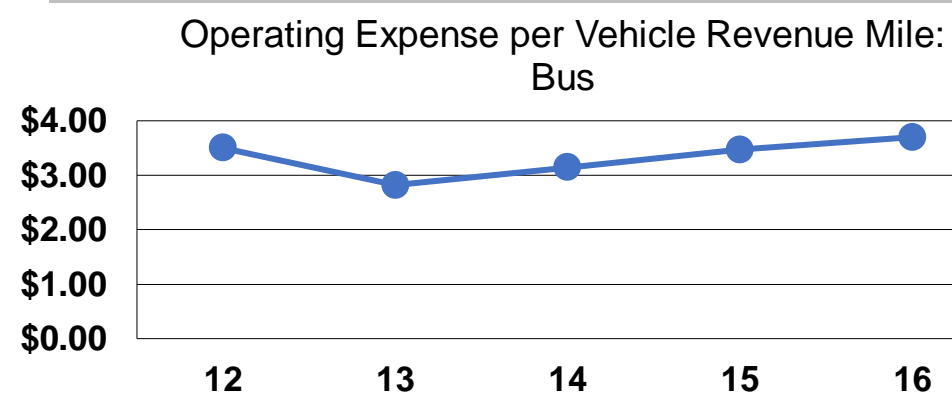
Performance Measures

Service Efficiency

Mode	Operating Expenses per Vehicle Revenue Mile	Operating Expenses per Vehicle Revenue Hour
Demand Response	\$2.08	\$31.93
Bus	\$3.70	\$64.27
Total	\$3.56	\$61.14

Service Effectiveness

Mode	Operating Expenses per Unlinked Passenger Trip	Unlinked Trips per Vehicle Revenue Mile	Unlinked Trips per Vehicle Revenue Hour
Demand Response	\$13.77	0.2	2.3
Bus	\$9.21	0.4	7.0
Total	\$9.37	0.4	6.5



Notes:

^aDemand Response - Taxi (DT) and non-dedicated fleets do not report fleet age data.

¹Includes data for a contract with another reporter.

*This agency has a purchased transportation relationship in which they buy service from Onslow United Transit System (NTDID: 40227), and in which the data are captured in this report for mode DR/PT.

