

Concord Kannapolis Area Transit

2016 Annual Agency Profile

General Information

Urbanized Area (UZA) Statistics - 2010 Census

Concord, NC
 180 Square Miles
 214,881 Population
 167 Pop. Rank out of 498 UZAs

Service Area Statistics

62 Square Miles
 117,262 Population

Service Consumption

426,592 Annual Unlinked Trips (UPT)

Service Supplied

618,143 Annual Vehicle Revenue Miles (VRM)
 35,364 Annual Vehicle Revenue Hours (VRH)

Database Information

NTDID: 40167

Reporter Type: Reduced Reporter

Financial Information

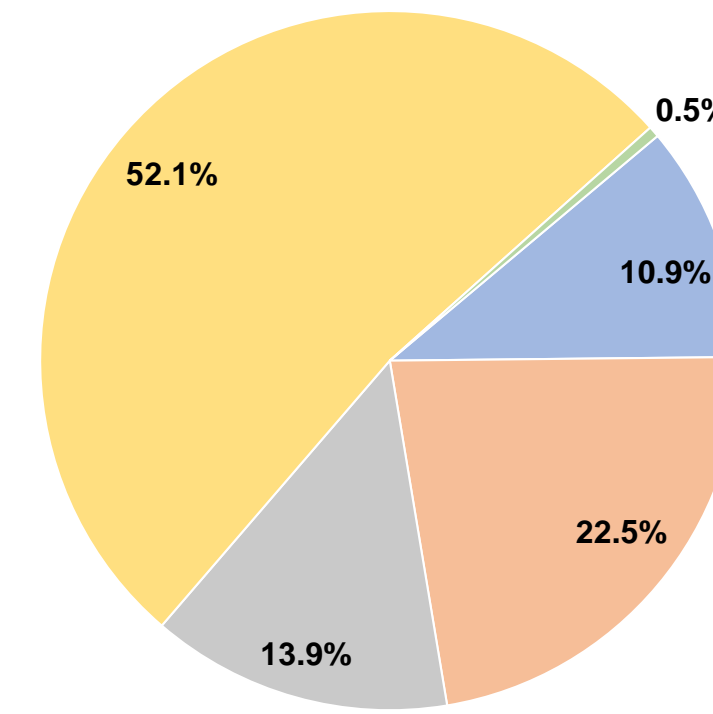
Sources of Operating Funds Expended

Fare Revenues	\$268,081	10.9%
Local Funds	\$551,999	22.5%
State Funds	\$341,267	13.9%
Federal Assistance	\$1,275,431	52.1%
Other Funds	\$12,349	0.5%
Total Operating Funds Expended	\$2,449,127	100.0%

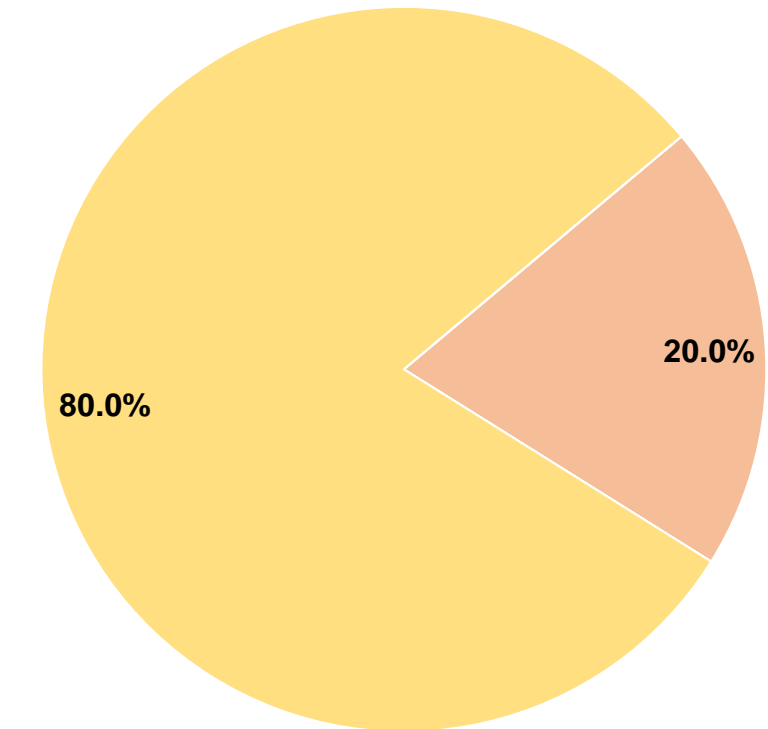
Sources of Capital Funds Expended

Fare Revenues	\$0	0.0%
Local Funds	\$67,477	20.0%
State Funds	\$0	0.0%
Federal Assistance	\$269,767	80.0%
Other Funds	\$0	0.0%
Total Capital Funds Expended	\$337,244	100.0%

Operating Funding Sources



Capital Funding Sources



Modal Characteristics

Operation Characteristics

Vehicles Operated at Maximum Service

Mode	Directly Operated	Purchased Transportation	Operating Expenses	Fare Revenues	Uses of Capital Funds	Annual Unlinked Trips	Annual Vehicle Revenue Miles	Annual Vehicle Revenue Hours	Average Fleet Age in Years ^a
Bus	-	7	\$2,308,467	\$268,081	\$337,244	426,592	618,143	35,364	3.7
Total	-	7	\$2,308,467	\$268,081	\$337,244	426,592	618,143	35,364	

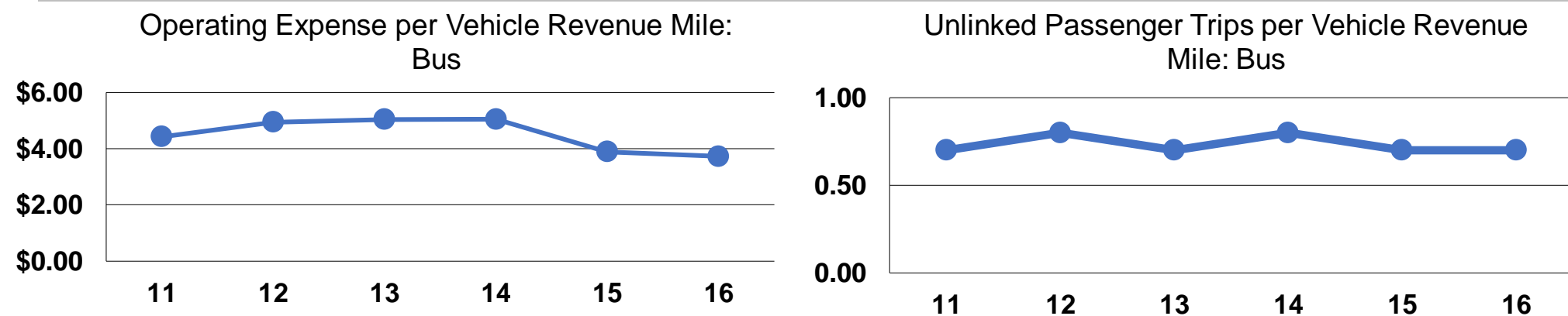
Performance Measures

Service Efficiency

Mode	Operating Expenses per Vehicle Revenue Mile	Operating Expenses per Vehicle Revenue Hour
Bus	\$3.73	\$65.28
Total	\$3.73	\$65.28

Service Effectiveness

Mode	Operating Expenses per Unlinked Passenger Trip	Unlinked Trips per Vehicle Revenue Mile	Unlinked Trips per Vehicle Revenue Hour
Bus	\$5.41	0.7	12.1
Total	\$5.41	0.7	12.1



Notes:

^aDemand Response - Taxi (DT) and non-dedicated fleets do not report fleet age data.

*This agency has a purchased transportation relationship in which they buy service from Cabarrus County Transportation Services (NTDID: 40214), and in which the data are captured in another report for mode DR/PT.