

**General Information**

**Urbanized Area (UZA) Statistics - 2010 Census**

Yauco, PR  
47 Square Miles  
90,899 Population  
319 Pop. Rank out of 498 UZAs

**Other UZAs Served**

0 Puerto Rico Non-UZA

**Service Area Statistics**

62 Square Miles  
37,679 Population

**Service Consumption**

123,119 Annual Unlinked Trips (UPT)

**Service Supplied**

294,409 Annual Vehicle Revenue Miles (VRM)  
44,011 Annual Vehicle Revenue Hours (VRH)

**Database Information**

NTDID: 40174

Reporter Type: Reduced Reporter

**Financial Information**

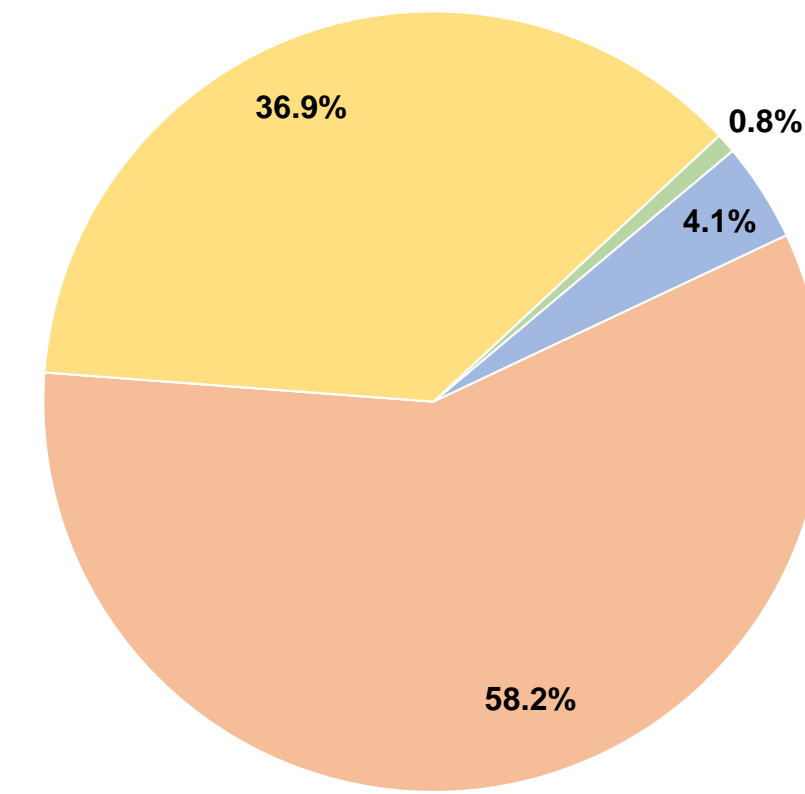
**Sources of Operating Funds Expended**

Fare Revenues	\$62,177	4.1%
Local Funds	\$882,558	58.2%
State Funds	\$0	0.0%
Federal Assistance	\$559,186	36.9%
Other Funds	\$12,420	0.8%
<b>Total Operating Funds Expended</b>	<b>\$1,516,341</b>	<b>100.0%</b>

**Sources of Capital Funds Expended**

Fare Revenues	\$0
Local Funds	\$0
State Funds	\$0
Federal Assistance	\$0
Other Funds	\$0
<b>Total Capital Funds Expended</b>	<b>\$0</b>

**Operating Funding Sources**



**Modal Characteristics**

**Operation Characteristics**

**Vehicles Operated at Maximum Service**

Mode	Directly Operated	Purchased Transportation	Operating Expenses	Fare Revenues	Uses of Capital Funds	Annual Unlinked Trips	Annual Vehicle Revenue Miles	Annual Vehicle Revenue Hours	Average Fleet Age in Years <sup>a</sup>
Demand Response	4	-	\$300,967	\$0	\$0	4,809	56,242	5,690	4.0
Bus	17	-	\$1,215,374	\$62,177	\$0	118,310	238,167	38,321	4.2
<b>Total</b>	<b>21</b>	<b>-</b>	<b>\$1,516,341</b>	<b>\$62,177</b>	<b>\$0</b>	<b>123,119</b>	<b>294,409</b>	<b>44,011</b>	

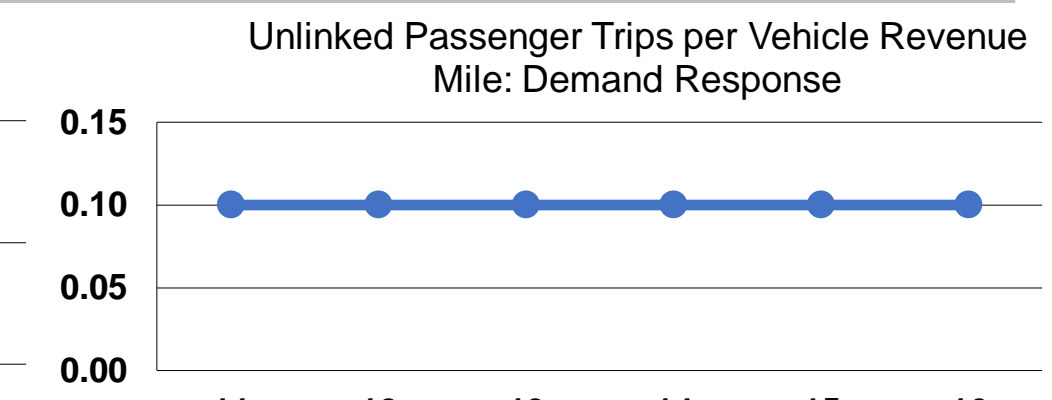
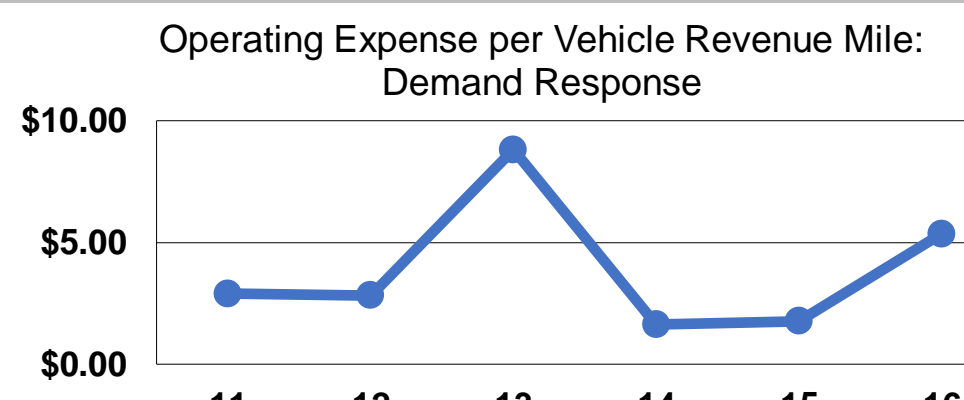
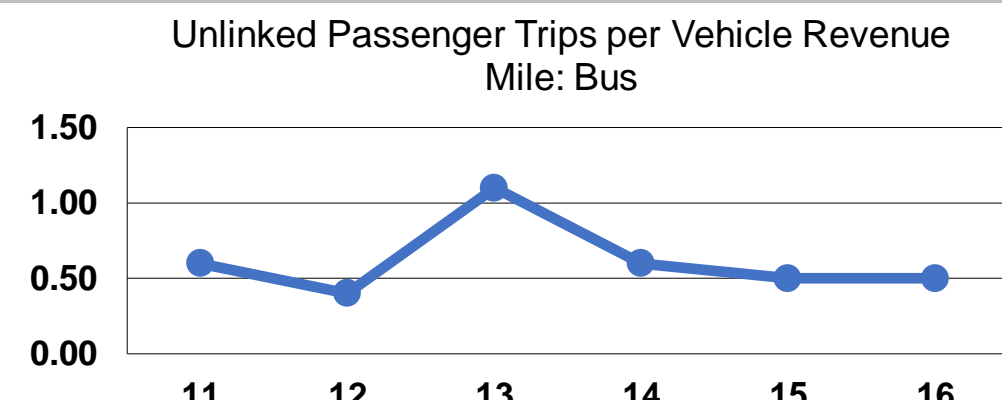
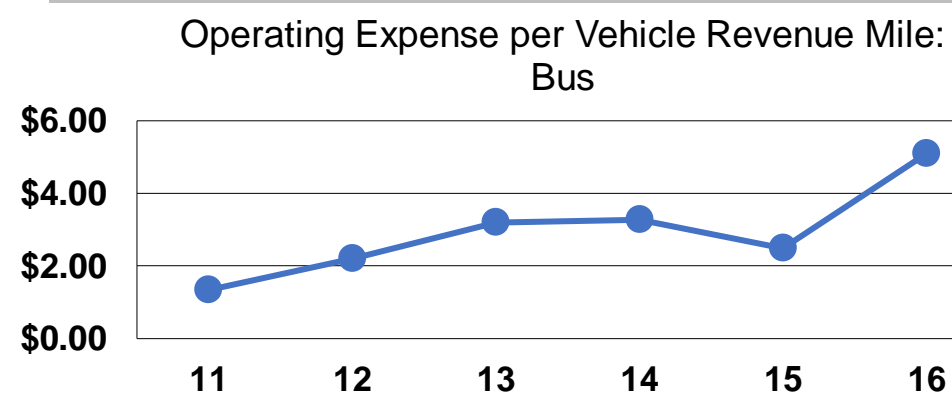
**Performance Measures**

**Service Efficiency**

Mode	Operating Expenses per Vehicle Revenue Mile	Operating Expenses per Vehicle Revenue Hour
Demand Response	\$5.35	\$52.89
Bus	\$5.10	\$31.72
<b>Total</b>	<b>\$5.15</b>	<b>\$34.45</b>

**Service Effectiveness**

Mode	Operating Expenses per Unlinked Passenger Trip	Unlinked Trips per Vehicle Revenue Mile	Unlinked Trips per Vehicle Revenue Hour
Demand Response	\$62.58	0.1	0.9
Bus	\$10.27	0.5	3.1
<b>Total</b>	<b>\$12.32</b>	<b>0.4</b>	<b>2.8</b>



**Notes:**

<sup>a</sup>Demand Response - Taxi (DT) and non-dedicated fleets do not report fleet age data.