

General Information

Urbanized Area (UZA) Statistics - 2010 Census

Murfreesboro, TN
77 Square Miles
133,228 Population
241 Pop. Rank out of 498 UZAs

Service Area Statistics

56 Square Miles
108,755 Population

Service Consumption

271,047 Annual Unlinked Trips (UPT)

Service Supplied

249,300 Annual Vehicle Revenue Miles (VRM)
20,668 Annual Vehicle Revenue Hours (VRH)

Database Information

NTDID: 40186
Reporter Type: Reduced Reporter

Financial Information

Sources of Operating Funds Expended

Fare Revenues	\$131,172	7.2%
Local Funds	\$220,253	12.1%
State Funds	\$584,832	32.1%
Federal Assistance	\$883,910	48.6%
Other Funds	\$0	0.0%

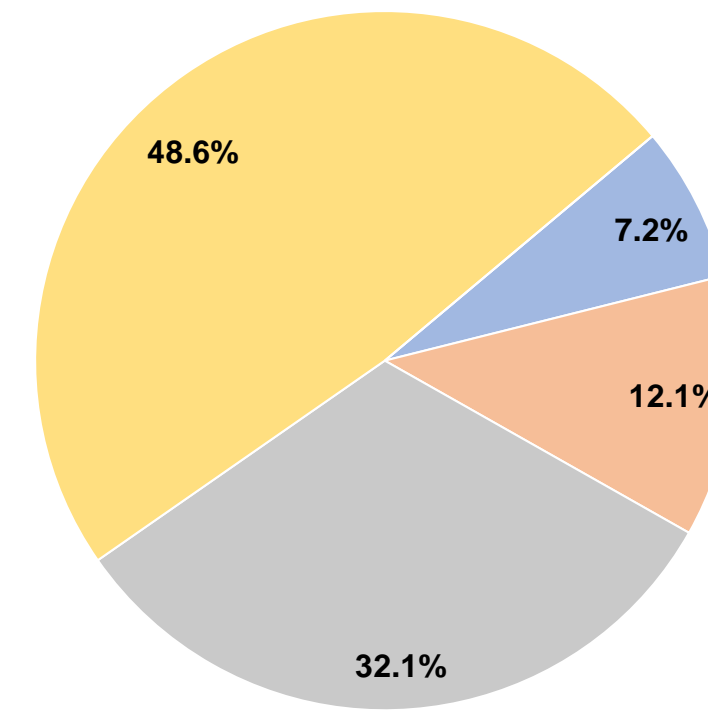
Total Operating Funds Expended \$1,820,167 100.0%

Sources of Capital Funds Expended

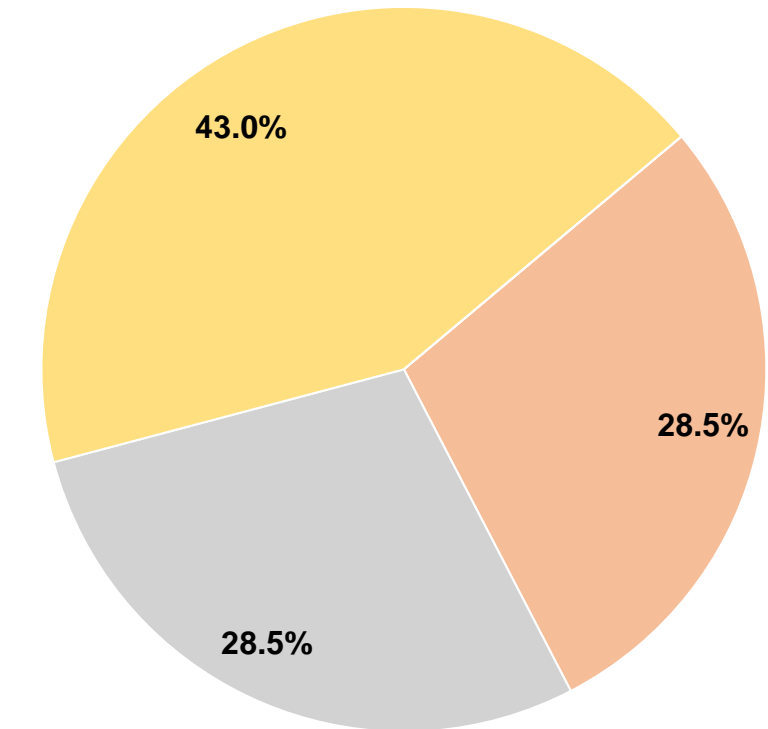
Fare Revenues	\$0	0.0%
Local Funds	\$12,145	28.5%
State Funds	\$12,145	28.5%
Federal Assistance	\$18,337	43.0%
Other Funds	\$0	0.0%

Total Capital Funds Expended \$42,627 100.0%

Operating Funding Sources



Capital Funding Sources



Modal Characteristics

Operation Characteristics

Vehicles Operated at Maximum Service

Mode	Directly Operated	Purchased Transportation	Operating Expenses	Fare Revenues	Uses of Capital Funds	Annual Unlinked Trips	Annual Vehicle Revenue Miles	Annual Vehicle Revenue Hours	Average Fleet Age in Years ^a
Bus	7	-	\$1,820,167	\$131,172	\$42,627	271,047	249,300	20,668	4.1
Total	7	-	\$1,820,167	\$131,172	\$42,627	271,047	249,300	20,668	

Performance Measures

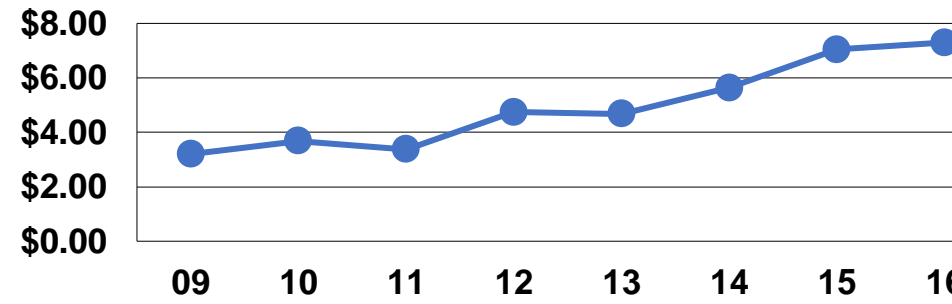
Service Efficiency

Mode	Operating Expenses per Vehicle Revenue Mile	Operating Expenses per Vehicle Revenue Hour
Bus	\$7.30	\$88.07
Total	\$7.30	\$88.07

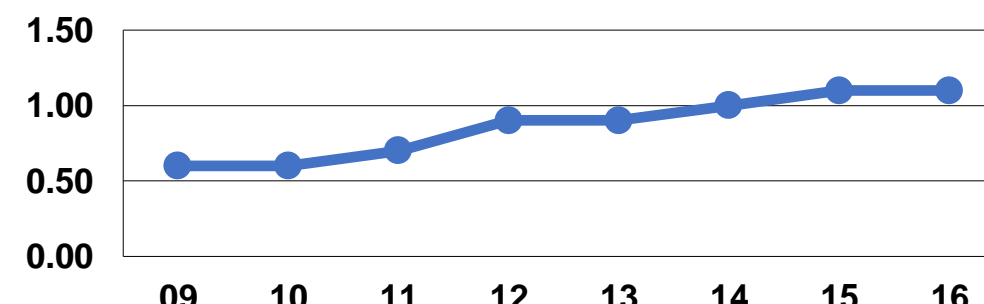
Service Effectiveness

Mode	Operating Expenses per Unlinked Passenger Trip	Unlinked Trips per Vehicle Revenue Mile	Unlinked Trips per Vehicle Revenue Hour
Bus	\$6.72	1.1	13.1
Total	\$6.72	1.1	13.1

Operating Expense per Vehicle Revenue Mile: Bus



Unlinked Passenger Trips per Vehicle Revenue Mile: Bus



Notes:

^aDemand Response - Taxi (DT) and non-dedicated fleets do not report fleet age data.

*This agency has a purchased transportation relationship in which they buy service from Mid-Cumberland Human Resource Agency (NTDID: 40204), and in which the data are captured in another report for mode DR/PT.