

Municipality of San Lorenzo

2016 Annual Agency Profile

General Information

Urbanized Area (UZA) Statistics - 2010 Census

San Juan, PR
 867 Square Miles
 2,148,346 Population
 21 Pop. Rank out of 498 UZAs

Service Area Statistics

4 Square Miles
 32,500 Population

Service Consumption

110,373 Annual Unlinked Trips (UPT)

Service Supplied

95,467 Annual Vehicle Revenue Miles (VRM)
 9,440 Annual Vehicle Revenue Hours (VRH)

Database Information

NTDID: 40195

Reporter Type: Reduced Reporter

Financial Information

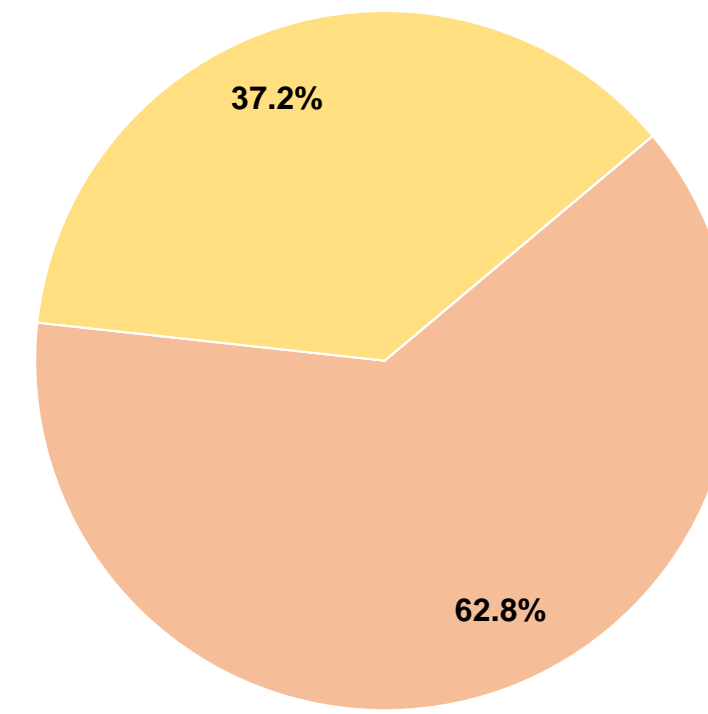
Sources of Operating Funds Expended

Fare Revenues	\$0	0.0%
Local Funds	\$230,822	62.8%
State Funds	\$0	0.0%
Federal Assistance	\$136,443	37.2%
Other Funds	\$0	0.0%
Total Operating Funds Expended	\$367,265	100.0%

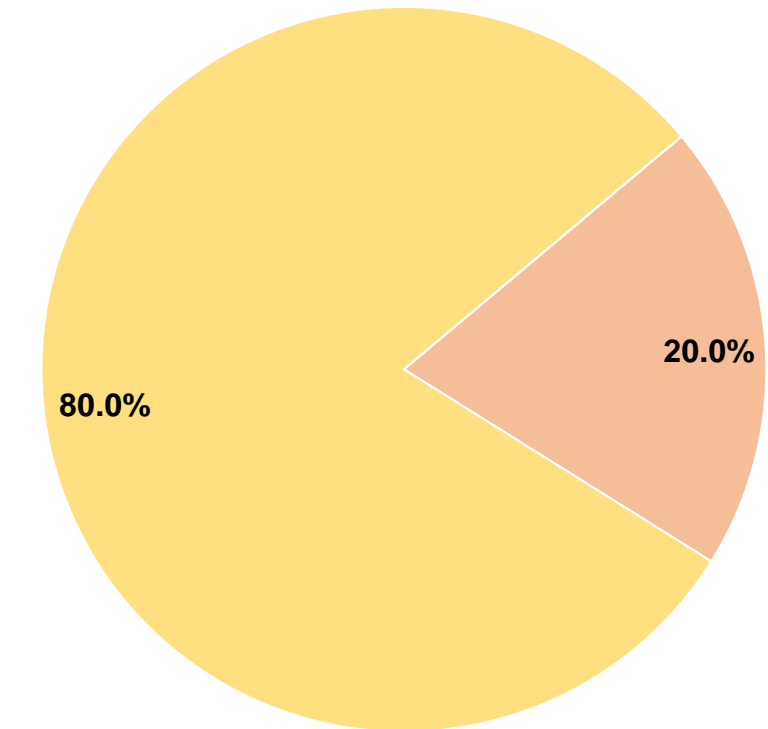
Sources of Capital Funds Expended

Fare Revenues	\$0	0.0%
Local Funds	\$100,595	20.0%
State Funds	\$0	0.0%
Federal Assistance	\$402,375	80.0%
Other Funds	\$0	0.0%
Total Capital Funds Expended	\$502,970	100.0%

Operating Funding Sources



Capital Funding Sources



Modal Characteristics

Operation Characteristics

Vehicles Operated at Maximum Service

Mode	Directly Operated	Purchased Transportation	Operating Expenses	Fare Revenues	Uses of Capital Funds	Annual Unlinked Trips	Annual Vehicle Revenue Miles	Annual Vehicle Revenue Hours	Average Fleet Age in Years ^a
Demand Response	3	-	\$176,837	\$0	\$141,313	5,264	34,471	2,138	4.7
Bus	6	-	\$190,428	\$0	\$361,657	105,109	60,996	7,302	6.3
Total	9	-	\$367,265	\$0	\$502,970	110,373	95,467	9,440	

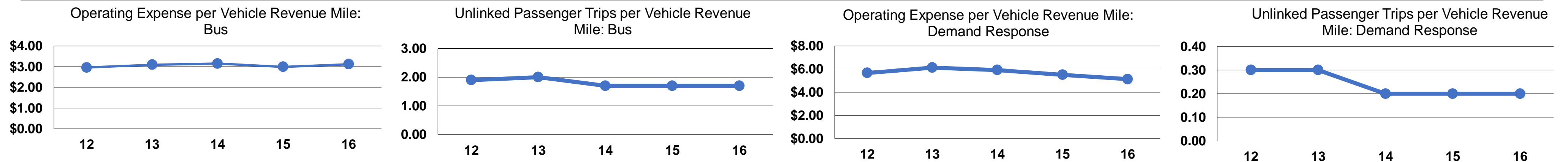
Performance Measures

Service Efficiency

Mode	Operating Expenses per Vehicle Revenue Mile	Operating Expenses per Vehicle Revenue Hour
Demand Response	\$5.13	\$82.71
Bus	\$3.12	\$26.08
Total	\$3.85	\$38.91

Service Effectiveness

Mode	Operating Expenses per Unlinked Passenger Trip	Unlinked Trips per Vehicle Revenue Mile	Unlinked Trips per Vehicle Revenue Hour
Demand Response	\$33.59	0.2	2.5
Bus	\$1.81	1.7	14.4
Total	\$3.33	1.2	11.7



Notes:

^aDemand Response - Taxi (DT) and non-dedicated fleets do not report fleet age data.