

General Information

Urbanized Area (UZA) Statistics - 2010 Census

Charleston-North Charleston, SC
293 **Square Miles**
548,404 **Population**
76 **Pop. Rank out of 498 UZAs**

Other UZAs Served

0 South Carolina Non-UZA

Service Area Statistics

2,800 **Square Miles**
263,128 **Population**

Service Consumption

176,870 **Annual Unlinked Trips (UPT)**

Service Supplied

1,050,301 **Annual Vehicle Revenue Miles (VRM)**
45,092 **Annual Vehicle Revenue Hours (VRH)**

Database Information

NTDID: 40206

Reporter Type: Reduced Reporter

Financial Information

Sources of Operating Funds Expended

Fare Revenues	\$170,305	8.1%
Local Funds	\$377,473	17.9%
State Funds	\$321,914	15.3%
Federal Assistance	\$1,075,792	51.1%
Other Funds	\$160,000	7.6%

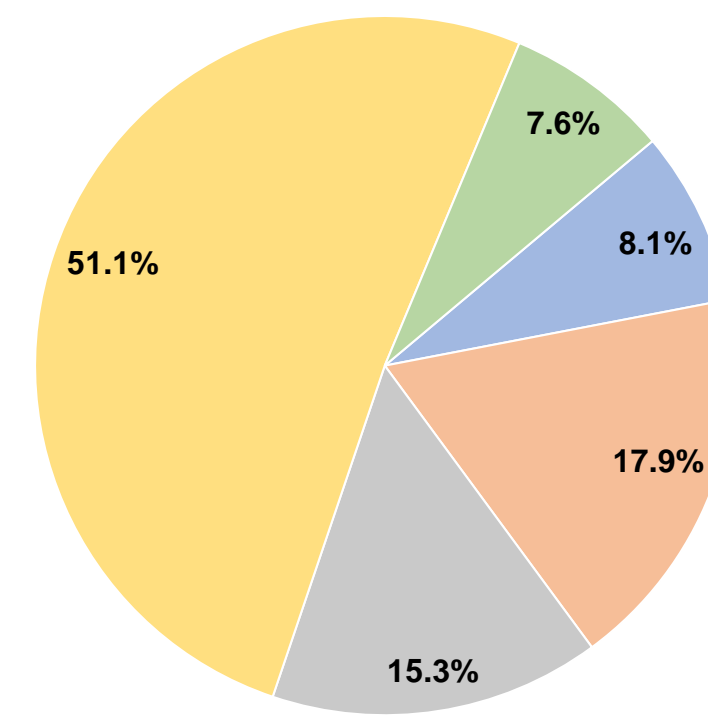
Total Operating Funds Expended \$2,105,484 100.0%

Sources of Capital Funds Expended

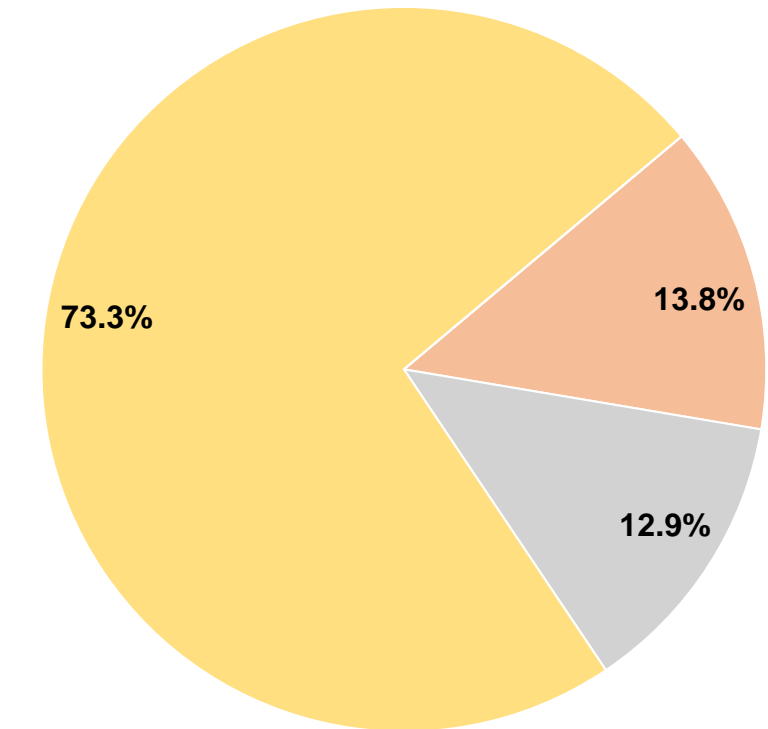
Fare Revenues	\$0	0.0%
Local Funds	\$58,598	13.8%
State Funds	\$55,072	12.9%
Federal Assistance	\$312,072	73.3%
Other Funds	\$0	0.0%

Total Capital Funds Expended \$425,742 100.0%

Operating Funding Sources



Capital Funding Sources



Modal Characteristics

Operation Characteristics

Vehicles Operated at Maximum Service

Mode	Directly Operated	Purchased Transportation	Operating Expenses	Fare Revenues	Uses of Capital Funds	Annual Unlinked Trips	Annual Vehicle Revenue Miles	Annual Vehicle Revenue Hours	Average Fleet Age in Years ^a
Commuter Bus	22	-	\$2,080,172	\$170,305	\$425,742	168,770	1,033,101	43,880	7.3
Bus	2	-	\$25,312	\$0	\$0	8,100	17,200	1,212	10.0
Total	24	-	\$2,105,484	\$170,305	\$425,742	176,870	1,050,301	45,092	

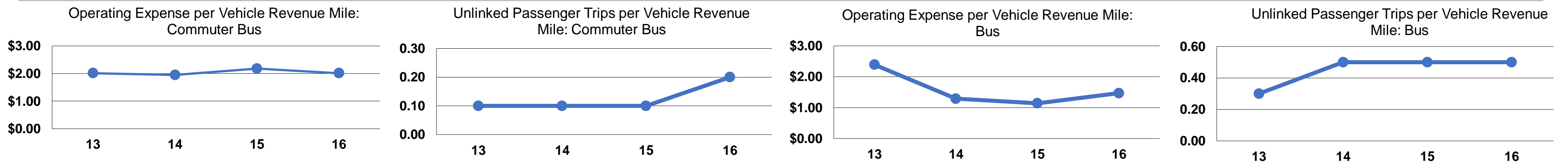
Performance Measures

Service Efficiency

Mode	Operating Expenses per Vehicle Revenue Mile	Operating Expenses per Vehicle Revenue Hour
Commuter Bus	\$2.01	\$47.41
Bus	\$1.47	\$20.88
Total	\$2.00	\$46.69

Service Effectiveness

Mode	Operating Expenses per Unlinked Passenger Trip	Unlinked Trips per Vehicle Revenue Mile	Unlinked Trips per Vehicle Revenue Hour
Commuter Bus	\$12.33	0.2	3.9
Bus	\$3.12	0.5	6.7
Total	\$11.90	0.2	3.9



Notes:

^aDemand Response - Taxi (DT) and non-dedicated fleets do not report fleet age data.