

General Information

Urbanized Area (UZA) Statistics - 2010 Census

Fayetteville, NC
198 **Square Miles**
310,282 **Population**
122 **Pop. Rank out of 498 UZAs**

Other UZAs Served

0 North Carolina Non-UZA

Service Area Statistics

392 **Square Miles**
49,928 **Population**

Service Consumption

54,477 **Annual Unlinked Trips (UPT)**

Service Supplied

462,431 **Annual Vehicle Revenue Miles (VRM)**
20,352 **Annual Vehicle Revenue Hours (VRH)**

Database Information

NTDID: 40209

Reporter Type: Reduced Reporter

Financial Information

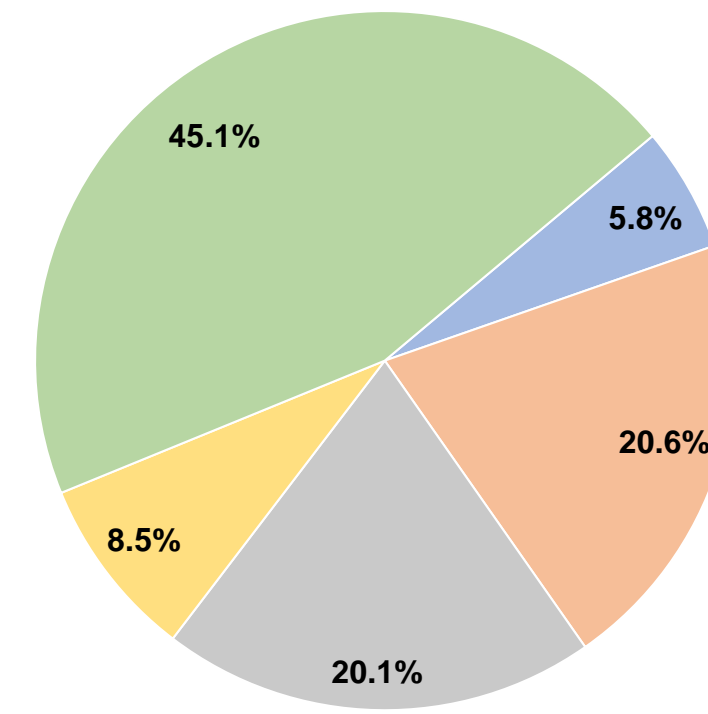
Sources of Operating Funds Expended

Fare Revenues	\$56,174	5.8%
Local Funds	\$200,758	20.6%
State Funds	\$195,582	20.1%
Federal Assistance	\$82,326	8.5%
Other Funds	\$438,718	45.1%
Total Operating Funds Expended	\$973,558	100.0%

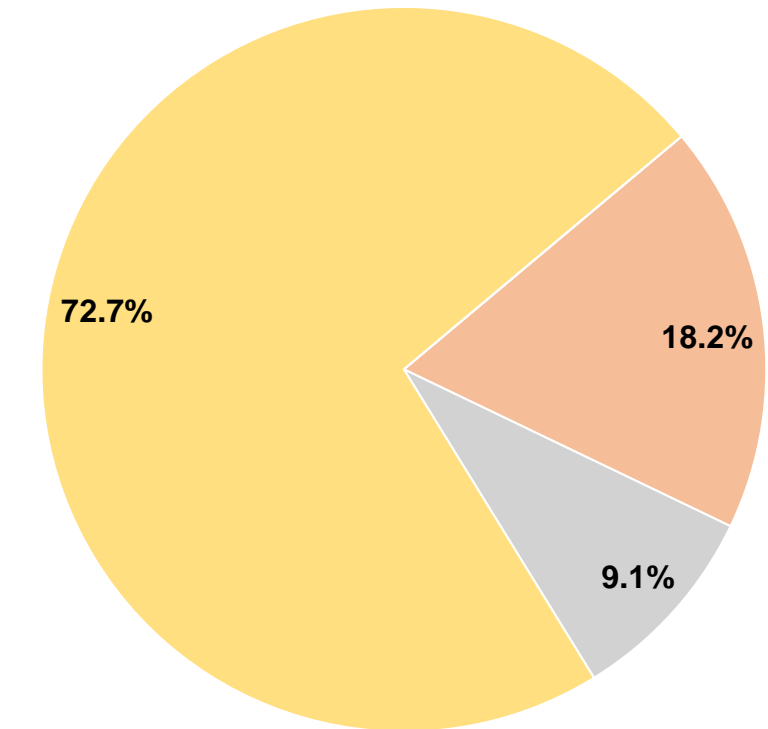
Sources of Capital Funds Expended

Fare Revenues	\$0	0.0%
Local Funds	\$12,847	18.2%
State Funds	\$6,399	9.1%
Federal Assistance	\$51,196	72.7%
Other Funds	\$0	0.0%
Total Capital Funds Expended	\$70,442	100.0%

Operating Funding Sources



Capital Funding Sources



Modal Characteristics

Operation Characteristics

Vehicles Operated at Maximum Service

Mode	Directly Operated	Purchased Transportation	Operating Expenses	Fare Revenues	Uses of Capital Funds	Annual Unlinked Trips	Annual Vehicle Revenue Miles	Annual Vehicle Revenue Hours	Average Fleet Age in Years ^a
Demand Response	11	-	\$969,007	\$56,174	\$70,442	54,477	462,431	20,352	3.5
Total	11	-	\$969,007	\$56,174	\$70,442	54,477	462,431	20,352	

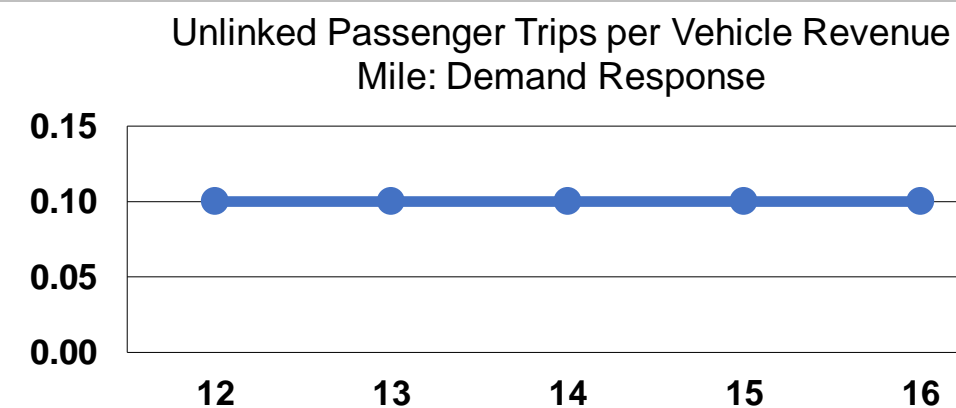
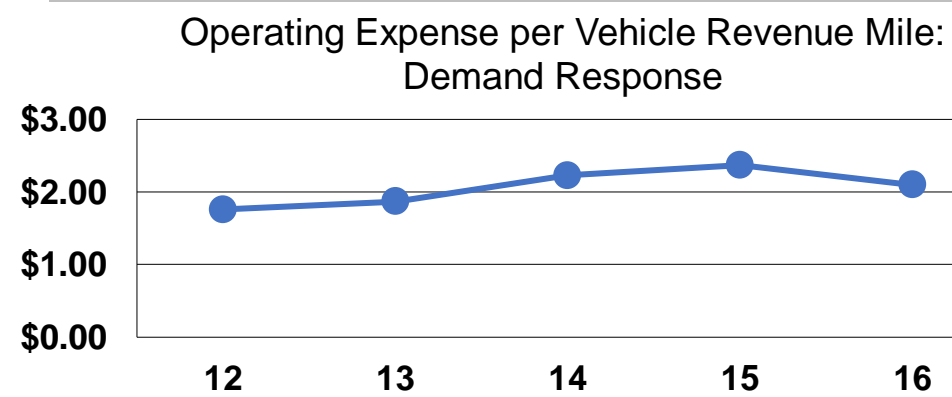
Performance Measures

Service Efficiency

Mode	Operating Expenses per Vehicle Revenue Mile	Operating Expenses per Vehicle Revenue Hour
Demand Response	\$2.10	\$47.61
Total	\$2.10	\$47.61

Service Effectiveness

Mode	Operating Expenses per Unlinked Passenger Trip	Unlinked Trips per Vehicle Revenue Mile	Unlinked Trips per Vehicle Revenue Hour
Demand Response	\$17.79	0.1	2.7
Total	\$17.79	0.1	2.7



Notes:

^aDemand Response - Taxi (DT) and non-dedicated fleets do not report fleet age data.

*This agency has a purchased transportation relationship in which they sell service to Fayetteville Area System of Transit (NTDID: 40009), and in which the data are captured in another report for mode MB/PT.