

Union County Transportation

2016 Annual Agency Profile

General Information

Urbanized Area (UZA) Statistics - 2010 Census

Charlotte, NC-SC
741 Square Miles
1,249,442 Population
38 Pop. Rank out of 498 UZAs

Other UZAs Served

0 North Carolina Non-UZA

Service Area Statistics

631 Square Miles
207,896 Population

Service Consumption

74,176 Annual Unlinked Trips (UPT)

Service Supplied

712,325 Annual Vehicle Revenue Miles (VRM)
38,104 Annual Vehicle Revenue Hours (VRH)

Database Information

NTDID: 40215

Reporter Type: Reduced Reporter

Financial Information

Sources of Operating Funds Expended

Fare Revenues	\$42,326	2.8%
Local Funds	\$597,580	39.7%
State Funds	\$252,248	16.8%
Federal Assistance	\$148,064	9.8%
Other Funds	\$464,570	30.9%

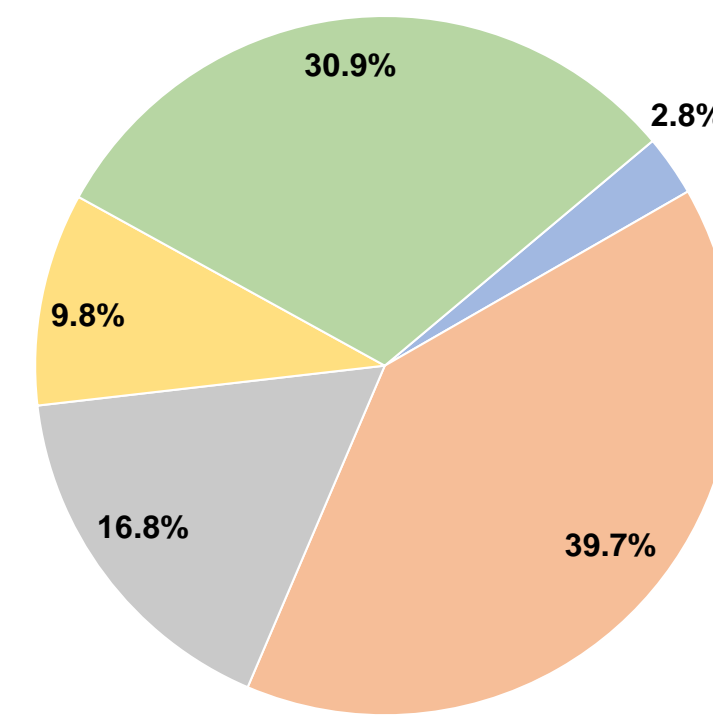
Total Operating Funds Expended \$1,504,788 100.0%

Sources of Capital Funds Expended

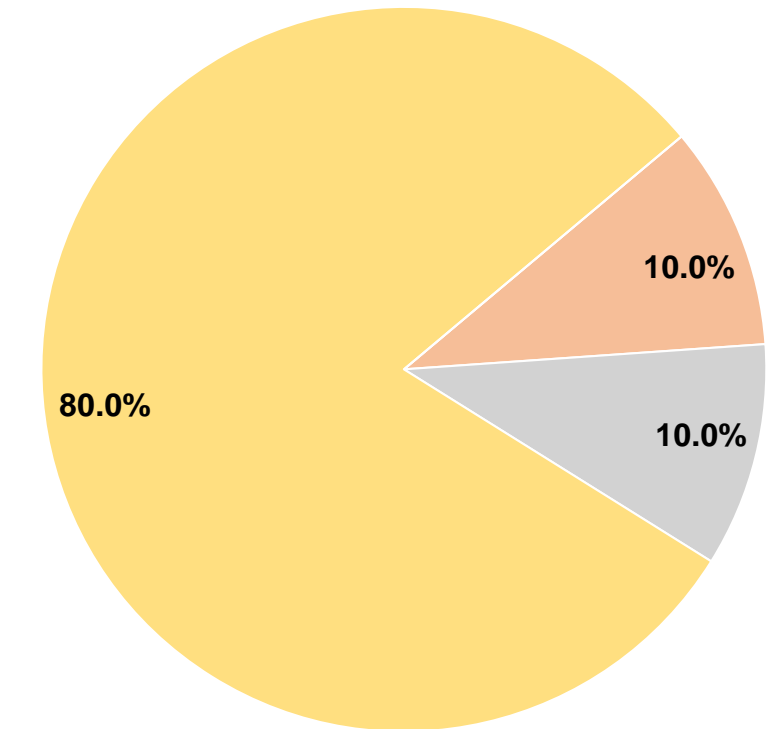
Fare Revenues	\$0	0.0%
Local Funds	\$4,832	10.0%
State Funds	\$4,830	10.0%
Federal Assistance	\$38,647	80.0%
Other Funds	\$0	0.0%

Total Capital Funds Expended \$48,309 100.0%

Operating Funding Sources



Capital Funding Sources



Modal Characteristics

Operation Characteristics

Vehicles Operated at Maximum Service

Mode	Directly Operated	Purchased Transportation	Operating Expenses	Fare Revenues	Uses of Capital Funds	Annual Unlinked Trips	Annual Vehicle Revenue Miles	Annual Vehicle Revenue Hours	Average Fleet Age in Years ^a
Demand Response	24 ¹	1 ¹	\$1,504,788 ¹	\$42,326	\$48,309 ¹	74,176	712,325	38,104	3.4
Total	24	1	\$1,504,788	\$42,326	\$48,309	74,176	712,325	38,104	

Performance Measures

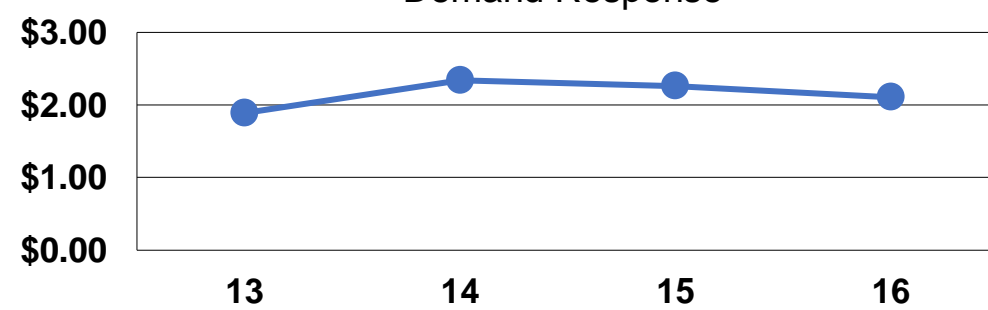
Service Efficiency

Mode	Operating Expenses per Vehicle Revenue Mile	Operating Expenses per Vehicle Revenue Hour
Demand Response	\$2.11	\$39.49
Total	\$2.11	\$39.49

Service Effectiveness

Mode	Operating Expenses per Unlinked Passenger Trip	Unlinked Trips per Vehicle Revenue Mile	Unlinked Trips per Vehicle Revenue Hour
Demand Response	\$20.29	0.1	2.0
Total	\$20.29	0.1	1.9

Operating Expense per Vehicle Revenue Mile: Demand Response



Unlinked Passenger Trips per Vehicle Revenue Mile: Demand Response



Notes:

^aDemand Response - Taxi (DT) and non-dedicated fleets do not report fleet age data.

¹Includes data for a contract with another reporter.

*This agency has a purchased transportation relationship in which they buy service from Anson County (NTDID: 41113), and in which the data are captured in this report for mode DR/PT.