

General Information

Urbanized Area (UZA) Statistics - 2010 Census

Gastonia, NC-SC
139 Square Miles
169,495 Population
200 Pop. Rank out of 498 UZAs

Other UZAs Served

0 North Carolina Non-UZA

Service Area Statistics

364 Square Miles
211,127 Population

Service Consumption

122,114 Annual Unlinked Trips (UPT)

Service Supplied

571,404 Annual Vehicle Revenue Miles (VRM)
33,035 Annual Vehicle Revenue Hours (VRH)

Database Information

NTDID: 40221

Reporter Type: Reduced Reporter

Financial Information

Sources of Operating Funds Expended

Fare Revenues	\$1,289,129	74.7%
Local Funds	\$41,120	2.4%
State Funds	\$297,396	17.2%
Federal Assistance	\$98,334	5.7%
Other Funds	\$0	0.0%

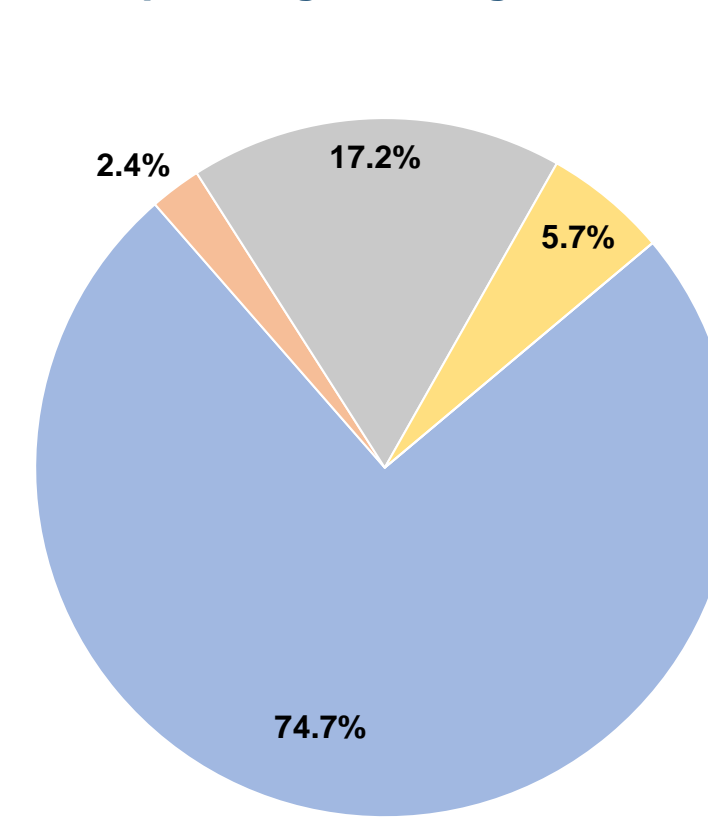
Total Operating Funds Expended \$1,725,979 100.0%

Sources of Capital Funds Expended

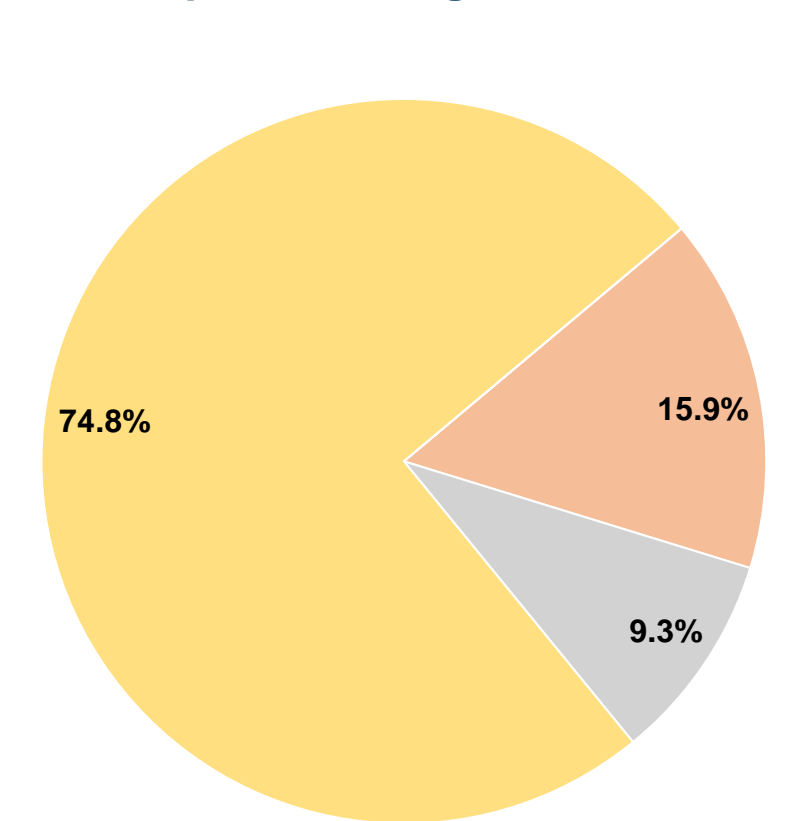
Fare Revenues	\$0	0.0%
Local Funds	\$24,657	15.9%
State Funds	\$14,524	9.3%
Federal Assistance	\$116,198	74.8%
Other Funds	\$0	0.0%

Total Capital Funds Expended \$155,379 100.0%

Operating Funding Sources



Capital Funding Sources



Modal Characteristics

Operation Characteristics

Vehicles Operated at Maximum Service

Mode	Directly Operated	Purchased Transportation	Operating Expenses	Fare Revenues	Uses of Capital Funds	Annual Unlinked Trips	Annual Vehicle Revenue Miles	Annual Vehicle Revenue Hours	Average Fleet Age in Years ^a
Demand Response	22	6	\$1,655,735	\$1,283,721	\$155,379	116,265	518,998	30,933	5.5
Bus	2	-	\$70,244	\$5,408	\$0	5,849	52,406	2,102	3.0
Total	24	6	\$1,725,979	\$1,289,129	\$155,379	122,114	571,404	33,035	

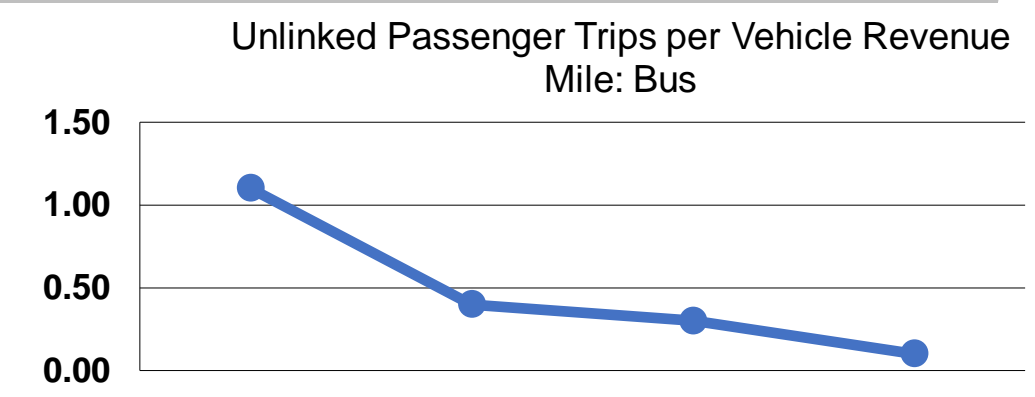
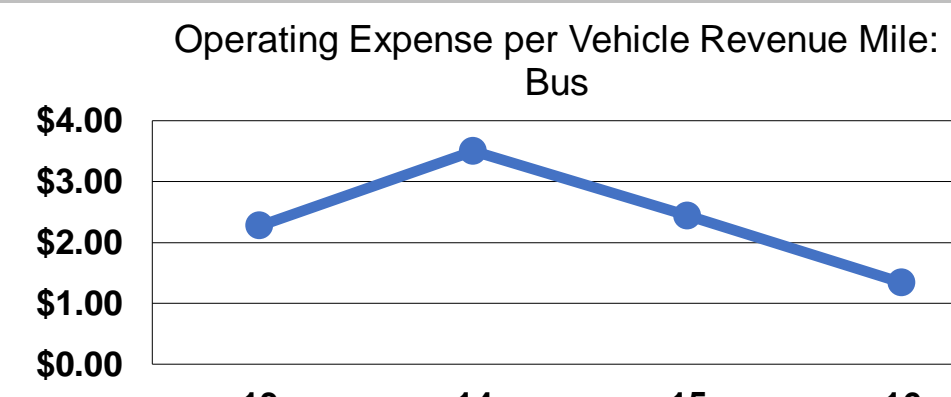
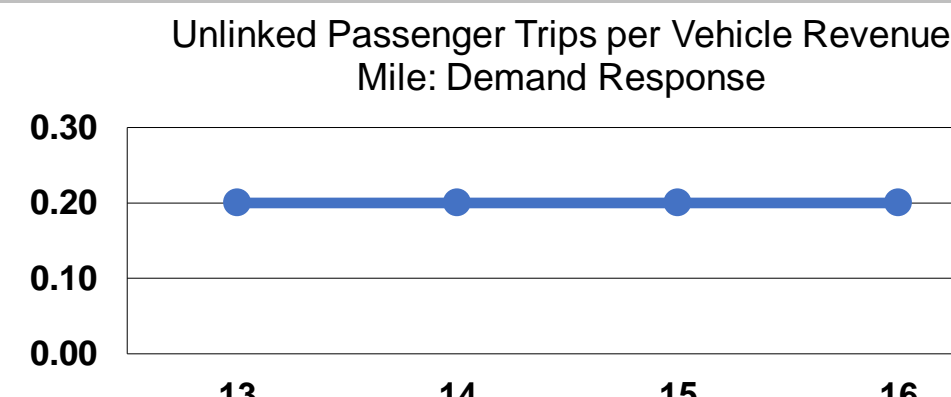
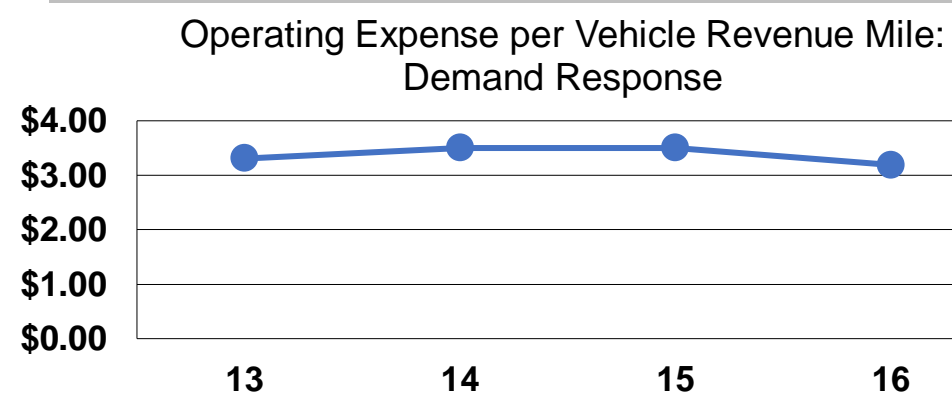
Performance Measures

Service Efficiency

Mode	Operating Expenses per Vehicle Revenue Mile	Operating Expenses per Vehicle Revenue Hour
Demand Response	\$3.19	\$53.53
Bus	\$1.34	\$33.42
Total	\$3.02	\$52.25

Service Effectiveness

Mode	Operating Expenses per Unlinked Passenger Trip	Unlinked Trips per Vehicle Revenue Mile	Unlinked Trips per Vehicle Revenue Hour
Demand Response	\$14.24	0.2	3.8
Bus	\$12.01	0.1	2.8
Total	\$14.13	0.2	3.7



Notes:

^aDemand Response - Taxi (DT) and non-dedicated fleets do not report fleet age data.