

Autonomous Municipality of Ponce

2016 Annual Agency Profile

General Information

Urbanized Area (UZA) Statistics - 2010 Census

Ponce, PR
44 Square Miles
149,539 Population
218 Pop. Rank out of 498 UZAs

Service Area Statistics

40 Square Miles
79,650 Population

Service Consumption

599,547 Annual Unlinked Trips (UPT)

Service Supplied

95,779 Annual Vehicle Revenue Miles (VRM)
13,905 Annual Vehicle Revenue Hours (VRH)

Database Information

NTDID: 40234

Reporter Type: Reduced Reporter

Financial Information

Sources of Operating Funds Expended

Fare Revenues	\$0	0.0%
Local Funds	\$354,148	53.9%
State Funds	\$0	0.0%
Federal Assistance	\$303,459	46.1%
Other Funds	\$0	0.0%

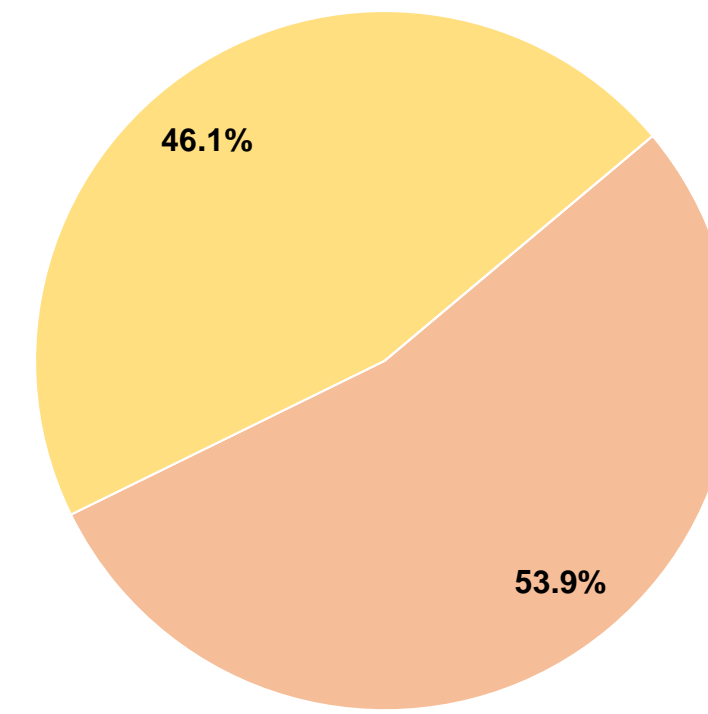
Total Operating Funds Expended \$657,607 100.0%

Sources of Capital Funds Expended

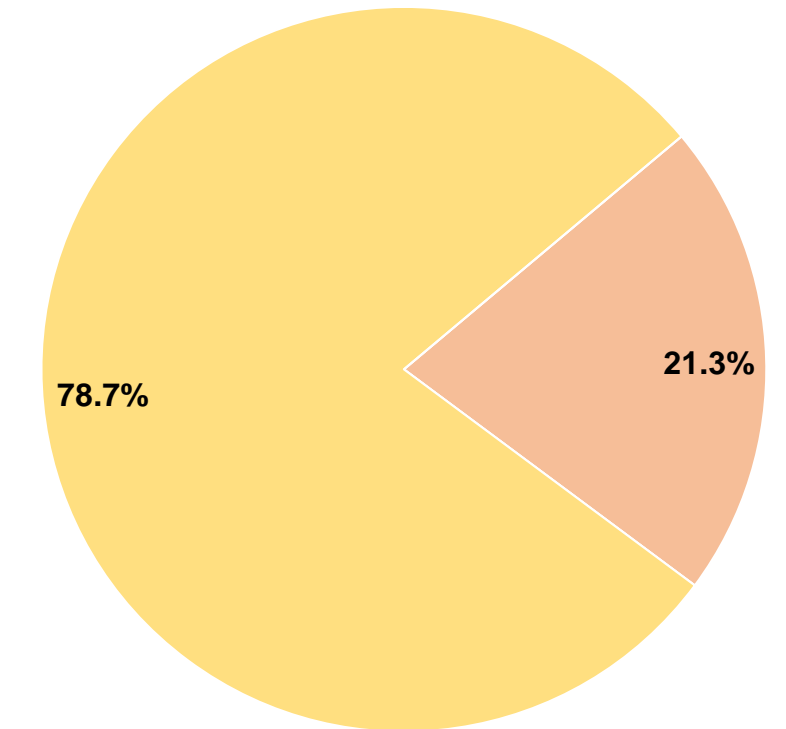
Fare Revenues	\$0	0.0%
Local Funds	\$191,909	21.3%
State Funds	\$0	0.0%
Federal Assistance	\$709,922	78.7%
Other Funds	\$0	0.0%

Total Capital Funds Expended \$901,831 100.0%

Operating Funding Sources



Capital Funding Sources



Modal Characteristics

Operation Characteristics

Vehicles Operated at Maximum Service

Mode	Directly Operated	Purchased Transportation	Operating Expenses	Fare Revenues	Uses of Capital Funds	Annual Unlinked Trips	Annual Vehicle Revenue Miles	Annual Vehicle Revenue Hours	Average Fleet Age in Years ^a
Demand Response	1	-	\$50,689	\$0	\$8,000	421	7,743	1,680	11.0
Bus	7	-	\$606,918	\$0	\$893,832	599,126	88,036	12,225	3.1
Total	8	-	\$657,607	\$0	\$901,832	599,547	95,779	13,905	


Performance Measures

Service Efficiency

Mode	Operating Expenses per Vehicle Revenue Mile	Operating Expenses per Vehicle Revenue Hour
Demand Response	\$6.55	\$30.17
Bus	\$6.89	\$49.65
Total	\$6.87	\$47.29

Service Effectiveness

Mode	Operating Expenses per Unlinked Passenger Trip	Unlinked Trips per Vehicle Revenue Mile	Unlinked Trips per Vehicle Revenue Hour
Demand Response	\$120.40	0.1	0.3
Bus	\$1.01	6.8	49.0
Total	\$1.10	6.3	43.1



Notes:

^aDemand Response - Taxi (DT) and non-dedicated fleets do not report fleet age data.