

**General Information**

**Urbanized Area (UZA) Statistics - 2010 Census**

Miami, FL  
 1,239 **Square Miles**  
 5,502,379 **Population**  
 4 **Pop. Rank out of 498 UZAs**

**Service Area Statistics**

2 **Square Miles**  
 10,344 **Population**

**Service Consumption**

11,764 **Annual Unlinked Trips (UPT)**

**Service Supplied**

21,039 **Annual Vehicle Revenue Miles (VRM)**  
 1,483 **Annual Vehicle Revenue Hours (VRH)**

**Database Information**

NTDID: 40240

Reporter Type: Reduced Reporter

**Financial Information**

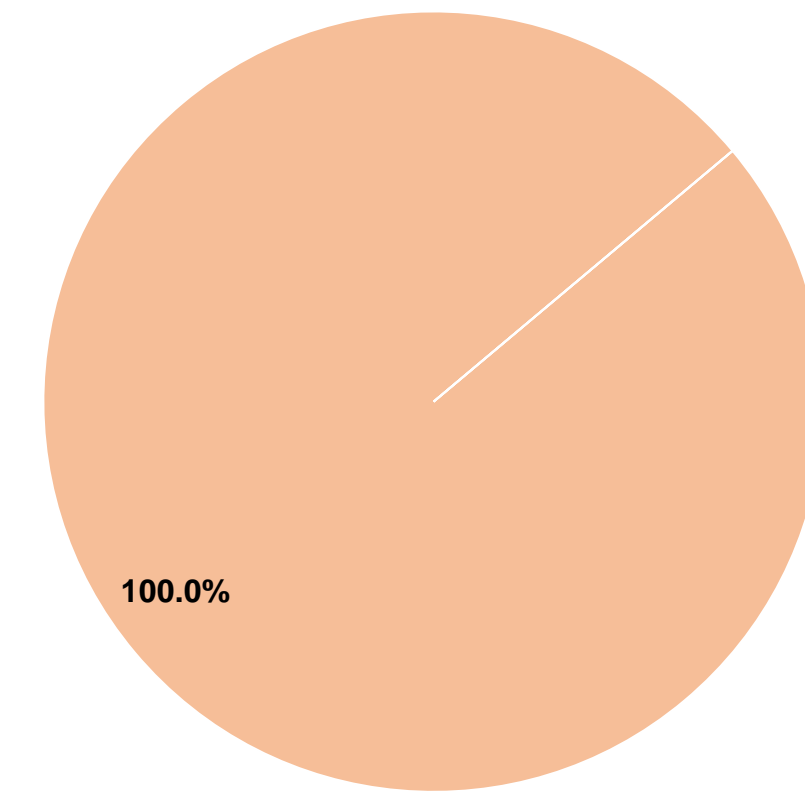
**Sources of Operating Funds Expended**

Fare Revenues	\$0	0.0%
Local Funds	\$42,655	100.0%
State Funds	\$0	0.0%
Federal Assistance	\$0	0.0%
Other Funds	\$0	0.0%
<b>Total Operating Funds Expended</b>	<b>\$42,655</b>	<b>100.0%</b>

**Sources of Capital Funds Expended**

Fare Revenues	\$0
Local Funds	\$0
State Funds	\$0
Federal Assistance	\$0
Other Funds	\$0
<b>Total Capital Funds Expended</b>	<b>\$0</b>

**Operating Funding Sources**



**Modal Characteristics**

**Operation Characteristics**

**Vehicles Operated at Maximum Service**

Mode	Directly Operated	Purchased Transportation	Operating Expenses	Fare Revenues	Uses of Capital Funds	Annual Unlinked Trips	Annual Vehicle Revenue Miles	Annual Vehicle Revenue Hours	Average Fleet Age in Years <sup>a</sup>
Bus	1	-	\$42,655	\$0	\$0	11,764	21,039	1,483	2.0
<b>Total</b>	<b>1</b>	<b>-</b>	<b>\$42,655</b>	<b>\$0</b>	<b>\$0</b>	<b>11,764</b>	<b>21,039</b>	<b>1,483</b>	

**Performance Measures**

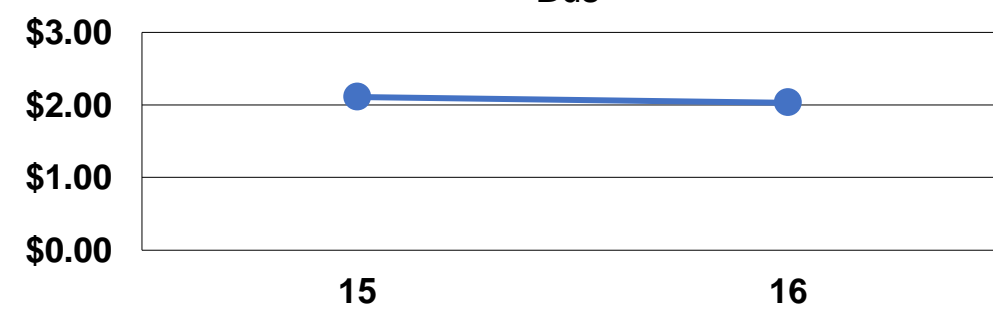
**Service Efficiency**

Mode	Operating Expenses per Vehicle Revenue Mile	Operating Expenses per Vehicle Revenue Hour
Bus	\$2.03	\$28.76
<b>Total</b>	<b>\$2.03</b>	<b>\$28.76</b>


**Service Effectiveness**

Mode	Operating Expenses per Unlinked Passenger Trip	Unlinked Trips per Vehicle Revenue Mile	Unlinked Trips per Vehicle Revenue Hour
Bus	\$3.63	0.6	7.9
<b>Total</b>	<b>\$3.63</b>	<b>0.6</b>	<b>7.9</b>

Operating Expense per Vehicle Revenue Mile: Bus



Unlinked Passenger Trips per Vehicle Revenue Mile: Bus



**Notes:**

<sup>a</sup>Demand Response - Taxi (DT) and non-dedicated fleets do not report fleet age data.