

General Information

Urbanized Area (UZA) Statistics - 2010 Census

Atlanta, GA
 2,645 **Square Miles**
 4,515,419 **Population**
 9 **Pop. Rank out of 498 UZAs**

Other UZAs Served

0 Georgia Non-UZA

Service Area Statistics

94 **Square Miles**
 1,209,239 **Population**

Service Consumption

10,638 **Annual Unlinked Trips (UPT)**

Service Supplied

40,632 **Annual Vehicle Revenue Miles (VRM)**
 2,653 **Annual Vehicle Revenue Hours (VRH)**

Database Information

NTDID: 40246

Reporter Type: Reduced Reporter

Financial Information

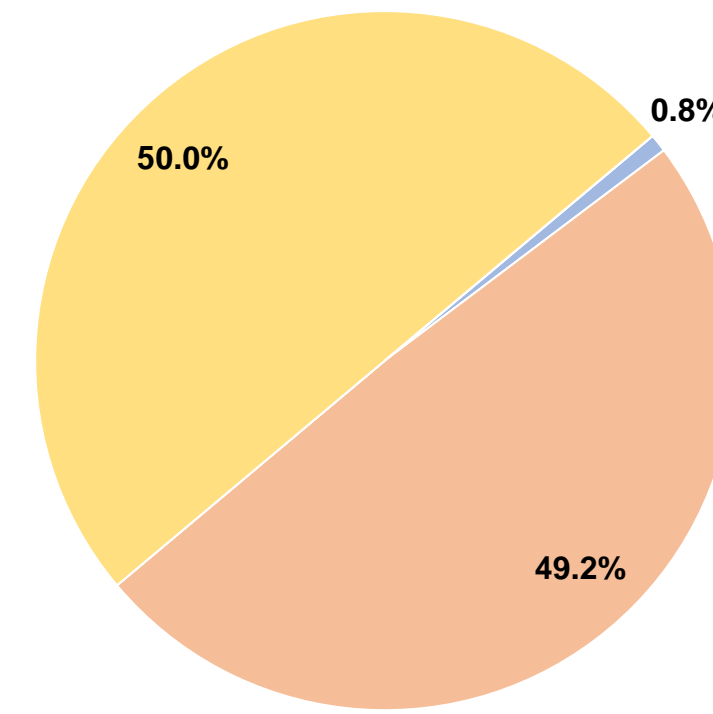
Sources of Operating Funds Expended

Fare Revenues	\$4,035	0.8%
Local Funds	\$239,057	49.2%
State Funds	\$0	0.0%
Federal Assistance	\$243,092	50.0%
Other Funds	\$0	0.0%
Total Operating Funds Expended	\$486,184	100.0%

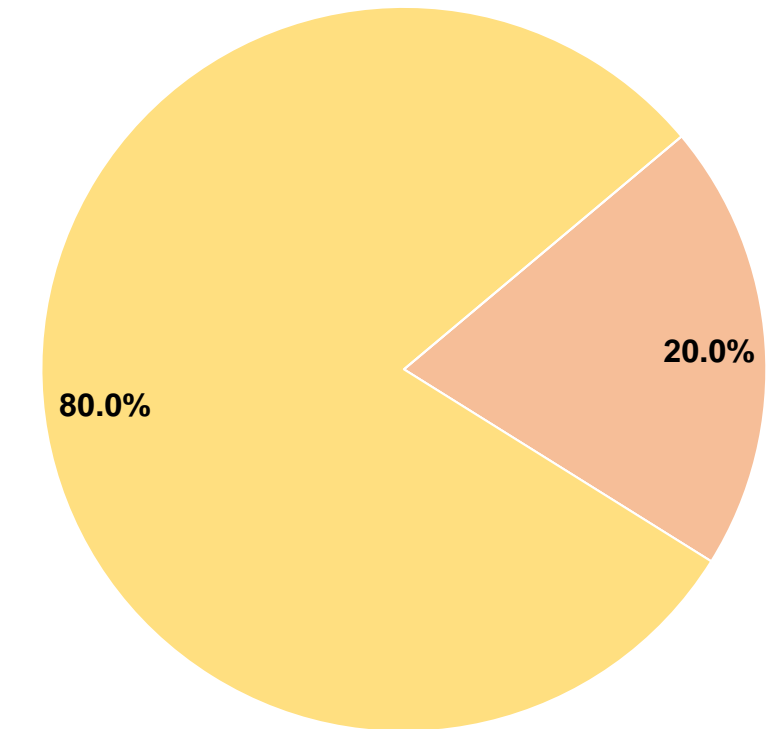
Sources of Capital Funds Expended

Fare Revenues	\$0	0.0%
Local Funds	\$21,991	20.0%
State Funds	\$0	0.0%
Federal Assistance	\$87,962	80.0%
Other Funds	\$0	0.0%
Total Capital Funds Expended	\$109,953	100.0%

Operating Funding Sources



Capital Funding Sources



Modal Characteristics

Operation Characteristics

Vehicles Operated at Maximum Service

Mode	Directly Operated	Purchased Transportation	Operating Expenses	Fare Revenues	Uses of Capital Funds	Annual Unlinked Trips	Annual Vehicle Revenue Miles	Annual Vehicle Revenue Hours	Average Fleet Age in Years ^a
Demand Response	7	-	\$363,198	\$0	\$94,019	6,984	27,366	1,896	5.3
Bus	2	-	\$122,986	\$4,035	\$15,934	3,654	13,266	757	2.0
Total	9	-	\$486,184	\$4,035	\$109,953	10,638	40,632	2,653	

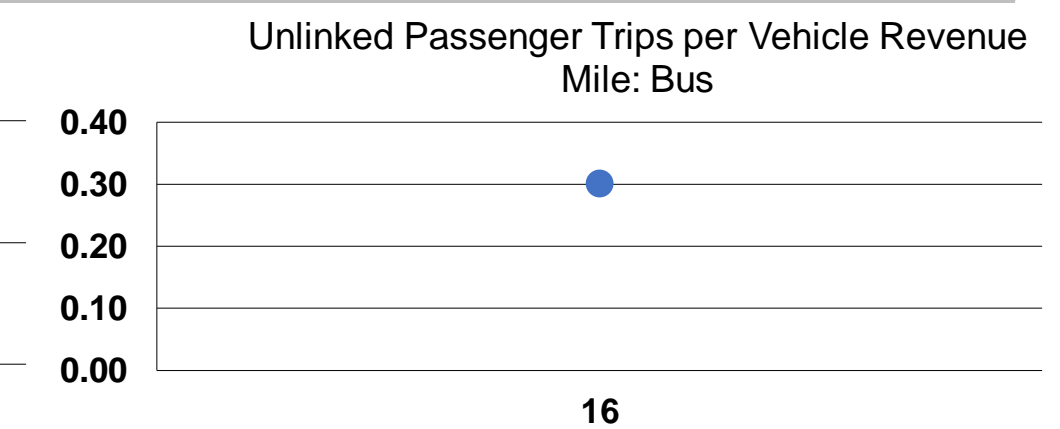
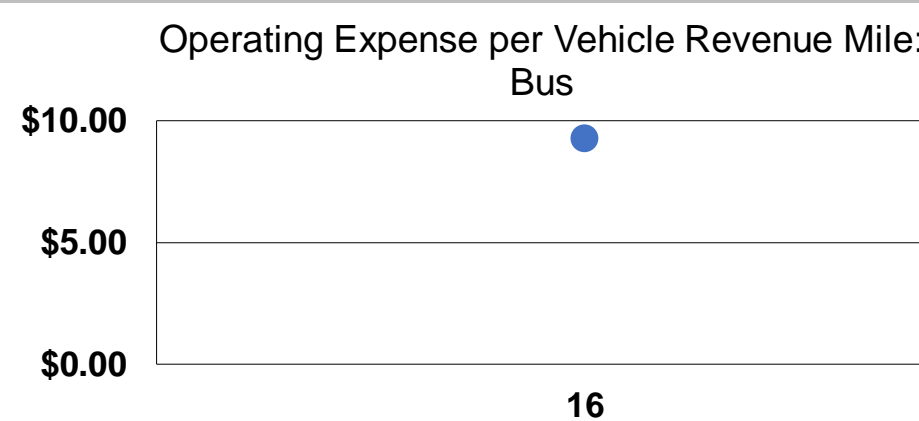
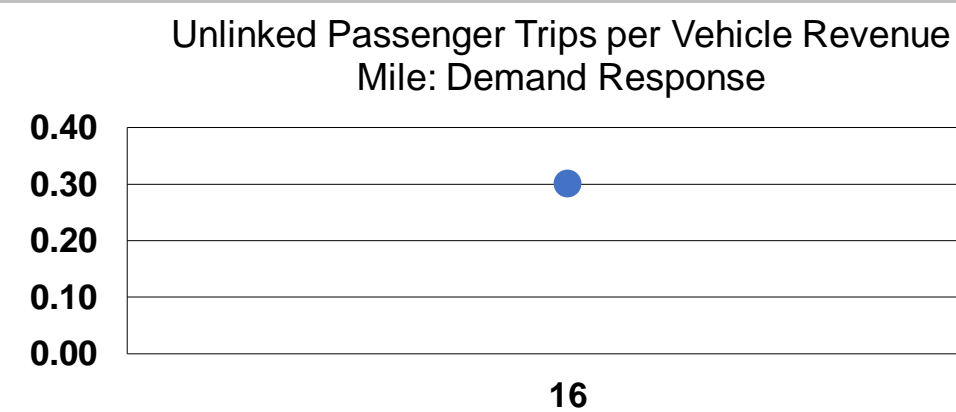
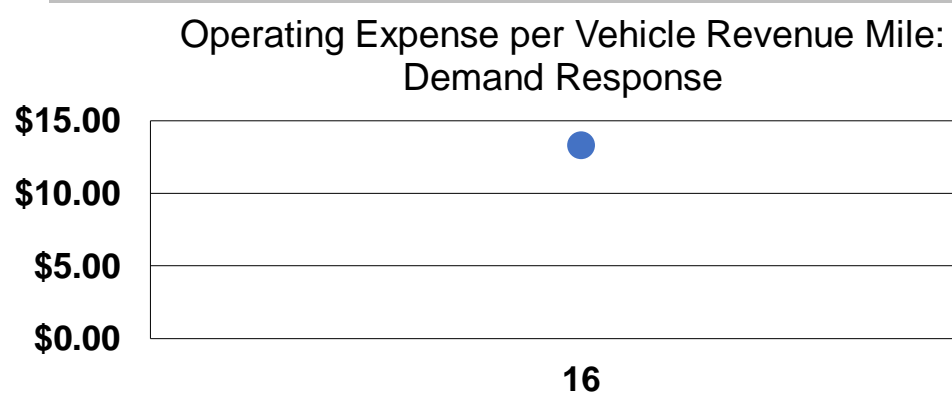
Performance Measures

Service Efficiency

Mode	Operating Expenses per Vehicle Revenue Mile	Operating Expenses per Vehicle Revenue Hour
Demand Response	\$13.27	\$191.56
Bus	\$9.27	\$162.47
Total	\$11.97	\$183.26

Service Effectiveness

Mode	Operating Expenses per Unlinked Passenger Trip	Unlinked Trips per Vehicle Revenue Mile	Unlinked Trips per Vehicle Revenue Hour
Demand Response	\$52.00	0.3	3.7
Bus	\$33.66	0.3	4.8
Total	\$45.70	0.3	4.0



Notes:

^aDemand Response - Taxi (DT) and non-dedicated fleets do not report fleet age data.