

# Eastern Band of Cherokee Indians

## 2016 Annual Agency Profile

### General Information

#### Federally Recognized Tribal Statistical Areas

Eastern Cherokee Reservation, NC

#### Service Consumption

71,871 Annual Unlinked Trips (UPT)

#### Service Supplied

403,546 Annual Vehicle Revenue Miles (VRM)  
42,194 Annual Vehicle Revenue Hours (VRH)

#### Database Information

NTDID: 44913

Reporter Type: Tribal Reporter

### Financial Information

#### Sources of Operating Funds Expended

Fare Revenues	\$68,899	6.2%
Local Funds	\$171,631	15.3%
State Funds	\$12,662	1.1%
Federal Assistance	\$761,675	68.1%
Other Funds	\$104,321	9.3%

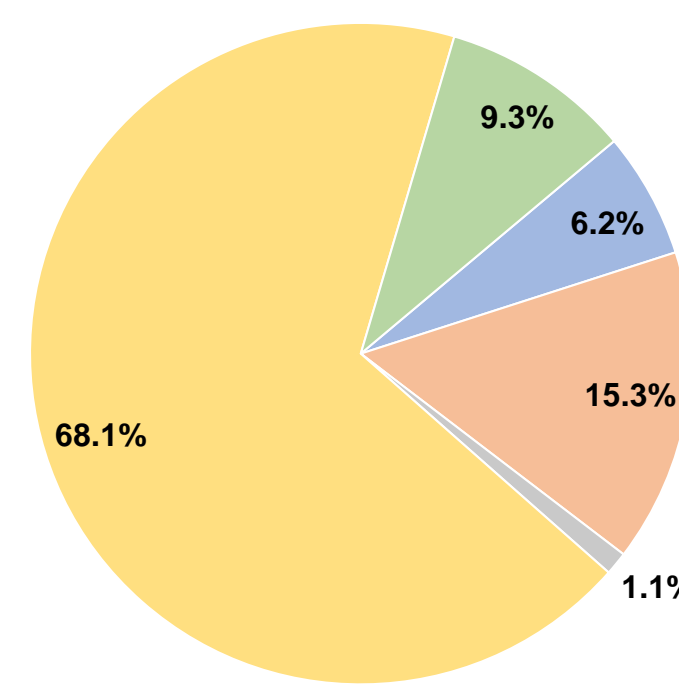
**Total Operating Funds Expended \$1,119,188 100.0%**

#### Sources of Capital Funds Expended

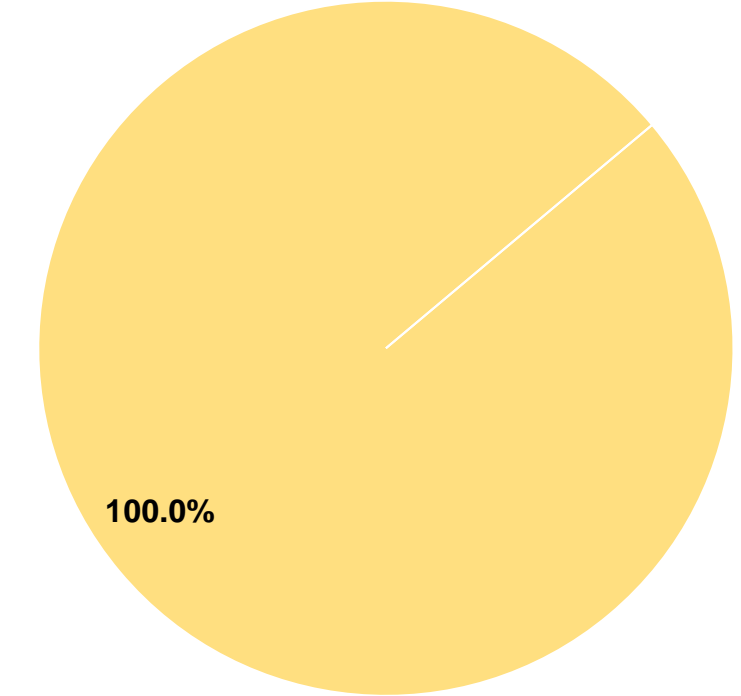
Fare Revenues	\$0	0.0%
Local Funds	\$0	0.0%
State Funds	\$0	0.0%
Federal Assistance	\$77,294	100.0%
Other Funds	\$0	0.0%

**Total Capital Funds Expended \$77,294 100.0%**

#### Operating Funding Sources



#### Capital Funding Sources



### Modal Characteristics

#### Operation Characteristics

#### Vehicles Operated at Maximum Service

Mode	Directly Operated	Purchased Transportation	Operating Expenses	Fare Revenues	Uses of Capital Funds	Annual Unlinked Trips	Annual Vehicle Revenue Miles	Annual Vehicle Revenue Hours	Average Fleet Age in Years <sup>a</sup>
Bus	21	-	\$1,119,188	\$68,899	\$77,294	71,871	403,546	42,194	3.6
<b>Total</b>	<b>21</b>	<b>-</b>	<b>\$1,119,188</b>	<b>\$68,899</b>	<b>\$77,294</b>	<b>71,871</b>	<b>403,546</b>	<b>42,194</b>	

#### Performance Measures

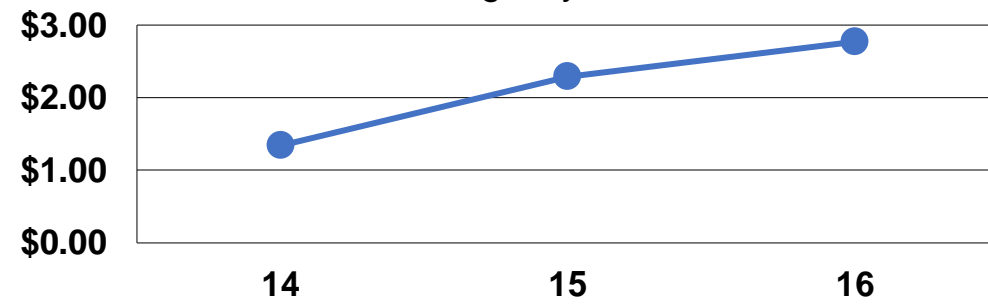
#### Service Efficiency

Mode	Operating Expenses per Vehicle Revenue Mile	Operating Expenses per Vehicle Revenue Hour
Bus	\$2.77	\$26.52
<b>Total</b>	<b>\$2.77</b>	<b>\$26.52</b>

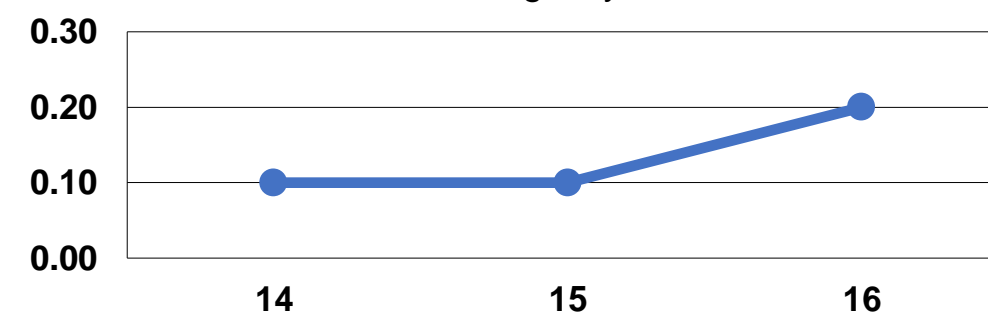
#### Service Effectiveness

Mode	Operating Expenses per Unlinked Passenger Trip	Unlinked Trips per Vehicle Revenue Mile	Unlinked Trips per Vehicle Revenue Hour
Bus	\$15.57	0.2	1.7
<b>Total</b>	<b>\$15.57</b>	<b>0.2</b>	<b>1.7</b>

Operating Expense per Vehicle Revenue Mile: Agency Total



Unlinked Passenger Trips per Vehicle Revenue Mile: Agency Total



**Notes:**

<sup>a</sup>Demand Response - Taxi (DT) and non-dedicated fleets do not report fleet age data.