

# Mississippi Band of Choctaw Indians

2016 Annual Agency Profile

Acting CFO: Mr. Douglas Weaver

## General Information

### Federally Recognized Tribal Statistical Areas

Mississippi Choctaw Reservation, MS

### Service Consumption

42,041 Annual Unlinked Trips (UPT)

### Service Supplied

648,230 Annual Vehicle Revenue Miles (VRM)

32,152 Annual Vehicle Revenue Hours (VRH)

### Database Information

NTDID: 44925

Reporter Type: Tribal Reporter

## Financial Information

### Sources of Operating Funds Expended

Fare Revenues	\$42,558	1.6%
Local Funds	\$895,350	32.7%
State Funds	\$0	0.0%
Federal Assistance	\$1,634,064	59.6%
Other Funds	\$169,526	6.2%
<b>Total Operating Funds Expended</b>	<b>\$2,741,498</b>	<b>100.0%</b>

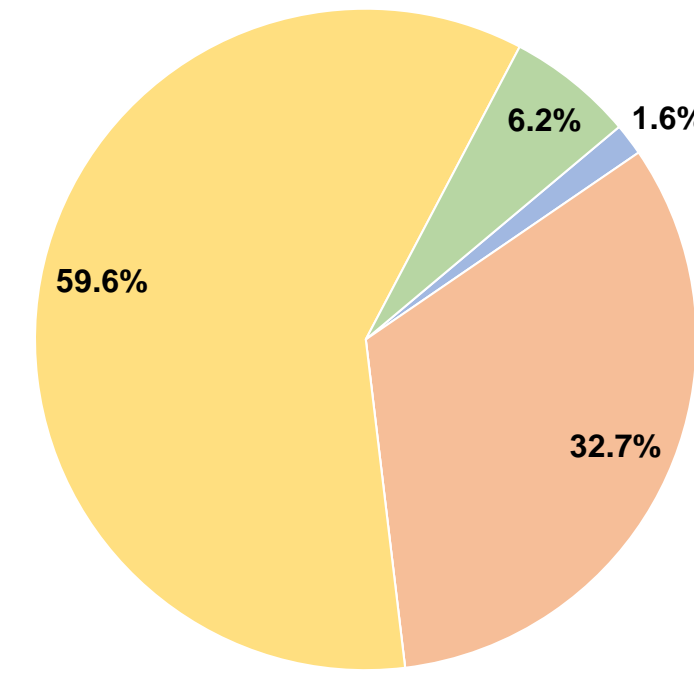
**Total Operating Funds Expended \$2,741,498 100.0%**

### Sources of Capital Funds Expended

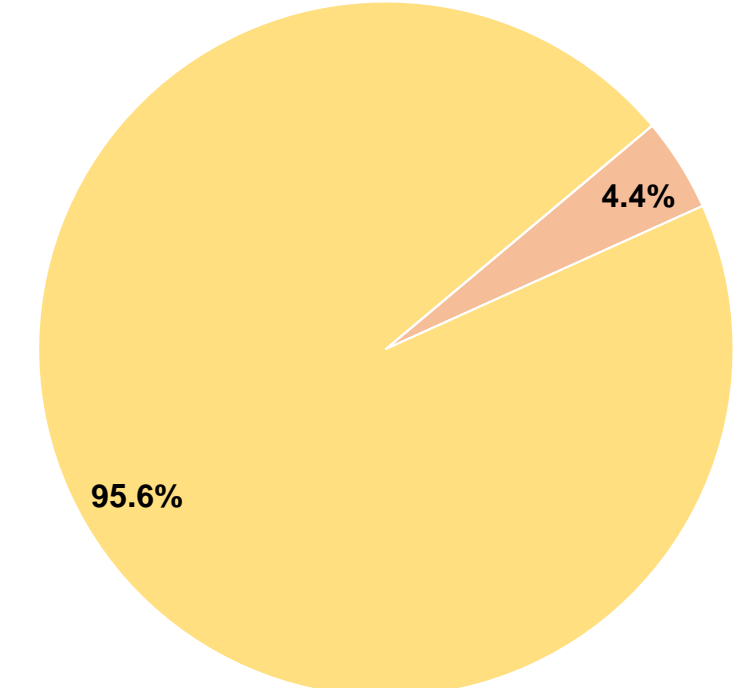
Fare Revenues	\$0	0.0%
Local Funds	\$2,953	4.4%
State Funds	\$0	0.0%
Federal Assistance	\$64,781	95.6%
Other Funds	\$0	0.0%
<b>Total Capital Funds Expended</b>	<b>\$67,734</b>	<b>100.0%</b>

**Total Capital Funds Expended \$67,734 100.0%**

### Operating Funding Sources



### Capital Funding Sources



## Modal Characteristics

### Operation Characteristics

#### Vehicles Operated at Maximum Service

Mode	Directly Operated	Purchased Transportation	Operating Expenses	Fare Revenues	Uses of Capital Funds	Annual Unlinked Trips	Annual Vehicle Revenue Miles	Annual Vehicle Revenue Hours	Average Fleet Age in Years <sup>a</sup>
Demand Response	33	-	\$2,741,498	\$42,558	\$67,734	42,041	648,230	32,152	4.6
<b>Total</b>	<b>33</b>	<b>-</b>	<b>\$2,741,498</b>	<b>\$42,558</b>	<b>\$67,734</b>	<b>42,041</b>	<b>648,230</b>	<b>32,152</b>	

### Performance Measures

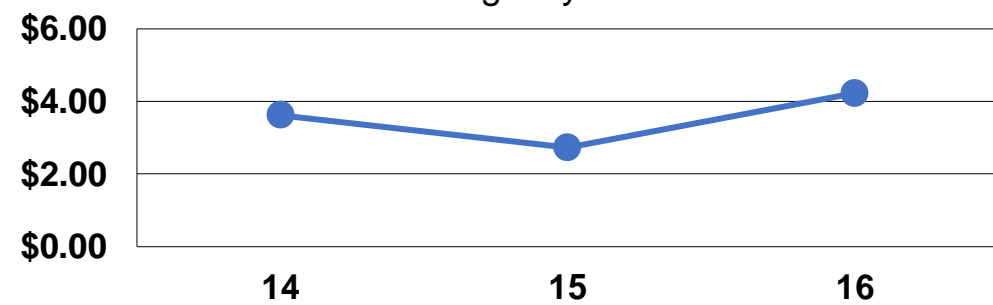
#### Service Efficiency

Mode	Operating Expenses per Vehicle Revenue Mile	Operating Expenses per Vehicle Revenue Hour
Demand Response	\$4.23	\$85.27
<b>Total</b>	<b>\$4.23</b>	<b>\$85.27</b>

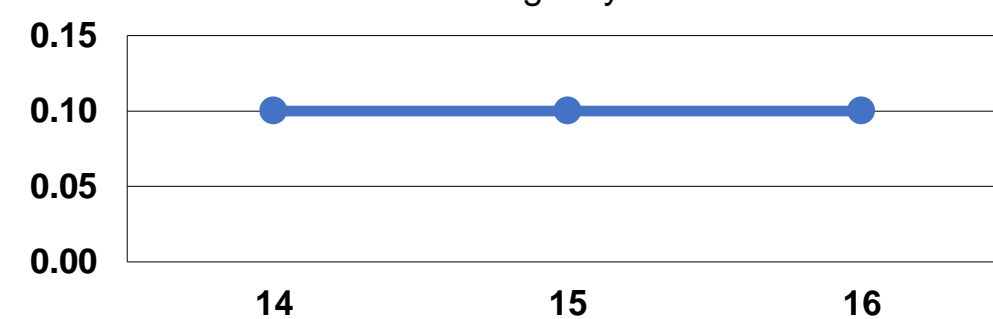
#### Service Effectiveness

Mode	Operating Expenses per Unlinked Passenger Trip	Unlinked Trips per Vehicle Revenue Mile	Unlinked Trips per Vehicle Revenue Hour
Demand Response	\$65.21	0.1	1.3
<b>Total</b>	<b>\$65.21</b>	<b>0.1</b>	<b>1.3</b>

Operating Expense per Vehicle Revenue Mile: Agency Total



Unlinked Passenger Trips per Vehicle Revenue Mile: Agency Total



**Notes:**

<sup>a</sup>Demand Response - Taxi (DT) and non-dedicated fleets do not report fleet age data.