Macon-Russell Community Action Agency DBA Macon County Public Transportation

2016 Annual Agency Profile

Macon County Public Transportation
1103 Avant Street
Tuskegee, AL 36083

Senior Transportation Planner : Mr. Wiley Brooks

General Information

Service Consumption

4,736 **Annual Unlinked Trips (UPT)**

Service Supplied

109,646 **Annual Vehicle Revenue Miles (VRM)**
5,528 **Annual Vehicle Revenue Hours (VRH)**

Summary of Operating Expenses (OE)

$246,864 **Total Operating Expenses**

Database Information

NTDID: 4R01-40911
Reporter Type: Rural General Public Transit

Financial Information

Sources of Operating Funds Expended

Fare Revenues	$18,816	7.6%
Local Funds	$73,068	29.6%
State Funds	$0	0.0%
Federal Assistance	$126,402	51.2%
Other Funds	$28,578	11.6%
Total Operating Funds Expended	**$246,864**	100.0%

Sources of Capital Funds Expended

Fare Revenues	$0
Local Funds	$0
State Funds	$0
Federal Assistance	$0
Other Funds	$0
Total Capital Funds Expended	**$0**

Operating Funding Sources

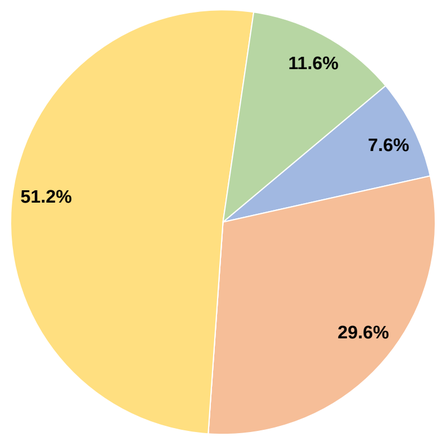

Modal Characteristics

Operation Characteristics

Mode	Vehicles Operated at Maximum Service: Directly Operated	Vehicles Operated at Maximum Service: Purchased Transportation	Operating Expenses	Fare Revenues	Uses of Capital Funds	Annual Unlinked Trips	Annual Vehicle Revenue Miles	Annual Vehicle Revenue Hours
Demand Response	6	-	$246,864	$18,816	$0	4,736	109,646	5,528
Total	**6**	**-**	**$246,864**	**$18,816**	**$0**	**4,736**	**109,646**	**5,528**

Performance Measures

Service Efficiency

Mode	Operating Expenses per Vehicle Revenue Mile	Operating Expenses per Vehicle Revenue Hour
Demand Response	$2.25	$44.66
Total	**$2.25**	**$44.66**

Service Effectiveness

Mode	Operating Expenses per Unlinked Passenger Trip	Unlinked Trips per Vehicle Revenue Mile	Unlinked Trips per Vehicle Revenue Hour
Demand Response	$52.13	0.0	0.9
Total	**$52.13**	**0.0**	**0.9**

Operating Expense per Vehicle Revenue Mile: Agency Total

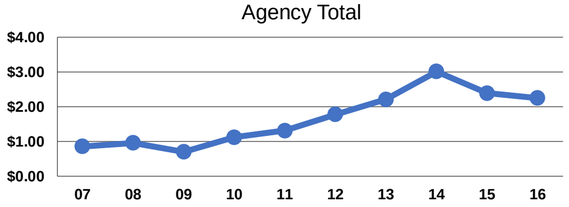
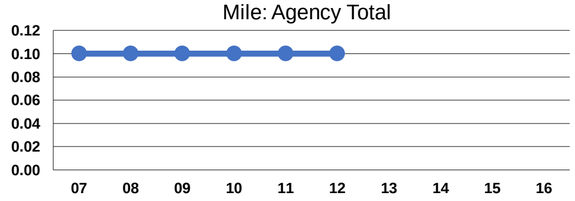
Unlinked Passenger Trips per Vehicle Revenue Mile: Agency Total