

General Information

Financial Information

Service Consumption

21,468 Annual Unlinked Trips (UPT)

Service Supplied

170,574 Annual Vehicle Revenue Miles (VRM)

8,505 Annual Vehicle Revenue Hours (VRH)

Summary of Operating Expenses (OE)

\$255,072 Total Operating Expenses

Database Information

NTDID: 4R01-40986

Reporter Type: Rural General Public Transit

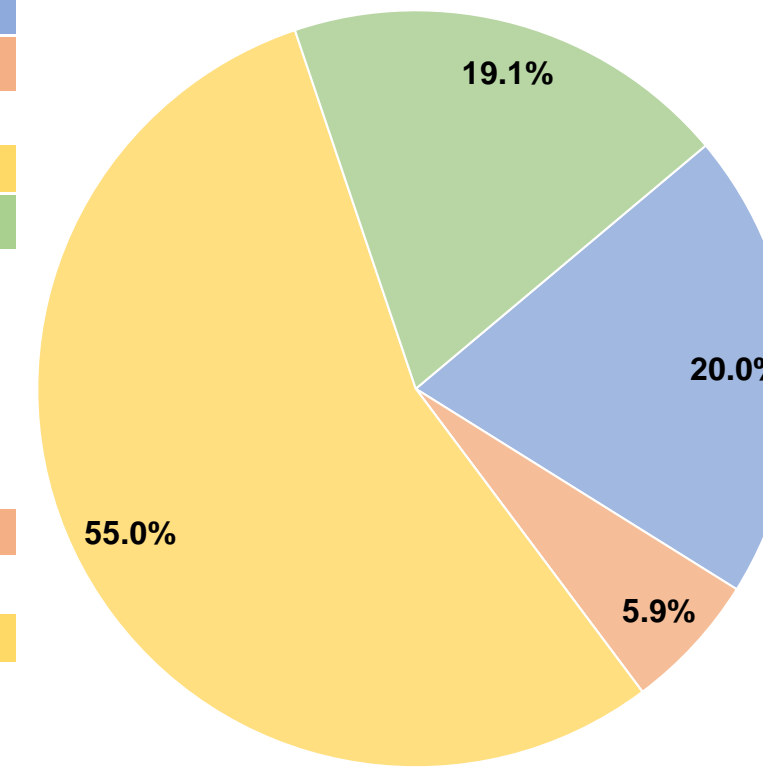
Sources of Operating Funds Expended

Fare Revenues	\$51,014	20.0%
Local Funds	\$15,030	5.9%
State Funds	\$0	0.0%
Federal Assistance	\$140,402	55.0%
Other Funds	\$48,626	19.1%
Total Operating Funds Expended	\$255,072	100.0%

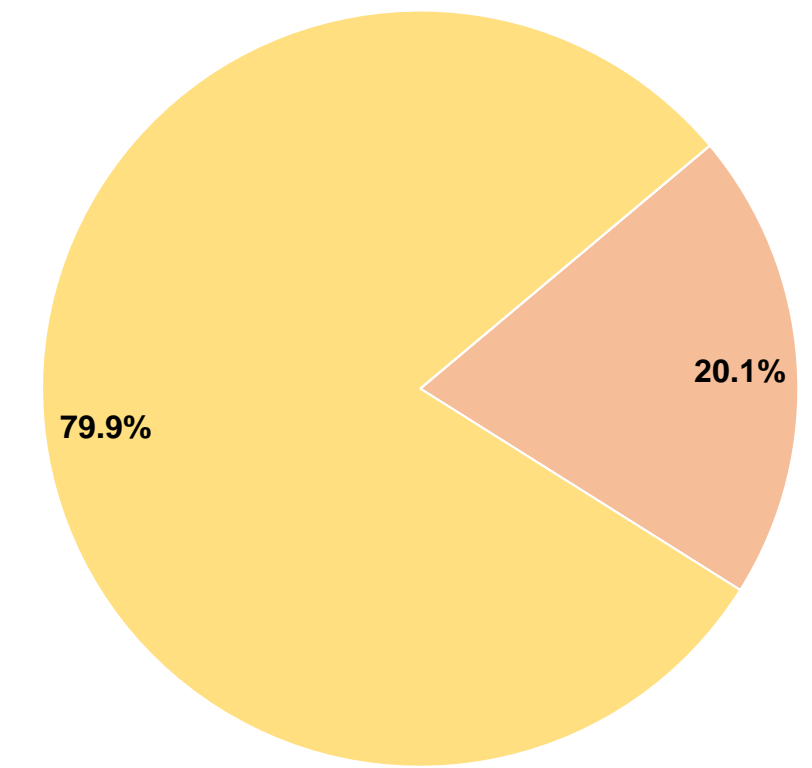
Sources of Capital Funds Expended

Fare Revenues	\$0	0.0%
Local Funds	\$155	20.1%
State Funds	\$0	0.0%
Federal Assistance	\$618	79.9%
Other Funds	\$0	0.0%
Total Capital Funds Expended	\$773	100.0%

Operating Funding Sources



Capital Funding Sources



Modal Characteristics

Operation Characteristics

Vehicles Operated at Maximum Service

Mode	Directly Operated	Purchased Transportation	Operating Expenses	Fare Revenues	Uses of Capital Funds	Annual Unlinked Trips	Annual Vehicle Revenue Miles	Annual Vehicle Revenue Hours
Demand Response	10	-	\$255,072	\$51,014	\$773	21,468	170,574	8,505
Total	10	-	\$255,072	\$51,014	\$773	21,468	170,574	8,505

Performance Measures

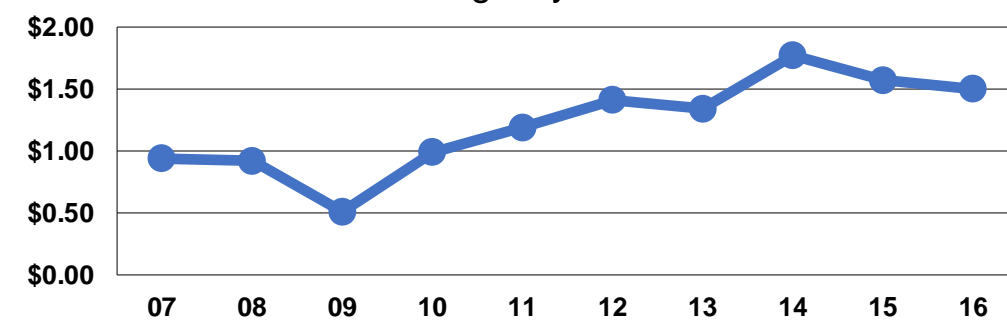
Service Efficiency

Mode	Operating Expenses per Vehicle Revenue Mile	Operating Expenses per Vehicle Revenue Hour
Demand Response	\$1.50	\$29.99
Total	\$1.50	\$29.99

Service Effectiveness

Mode	Operating Expenses per Unlinked Passenger Trip	Unlinked Trips per Vehicle Revenue Mile	Unlinked Trips per Vehicle Revenue Hour
Demand Response	\$11.88	0.1	2.5
Total	\$11.88	0.1	2.5

Operating Expense per Vehicle Revenue Mile: Agency Total



Unlinked Passenger Trips per Vehicle Revenue Mile: Agency Total

