http://www.stclairco.com
165 5th Ave
Suite 100
Ashville, AL 35953

St. Clair County Commission

2016 Annual Agency Profile

Senior Transportation Planner : Mr. Wiley Brooks

General Information

Service Consumption

36,258 **Annual Unlinked Trips (UPT)**

Service Supplied

211,812 **Annual Vehicle Revenue Miles (VRM)**
10,057 **Annual Vehicle Revenue Hours (VRH)**

Summary of Operating Expenses (OE)

$528,614 **Total Operating Expenses**

Database Information

NTDID: 4R01-41076
Reporter Type: Rural General Public Transit

Financial Information

Sources of Operating Funds Expended

Fare Revenues	$51,335	9.7%
Local Funds	$92,696	17.5%
State Funds	$0	0.0%
Federal Assistance	$277,098	52.4%
Other Funds	$107,485	20.3%
Total Operating Funds Expended	**$528,614**	100.0%

Sources of Capital Funds Expended

Fare Revenues	$0
Local Funds	$0
State Funds	$0
Federal Assistance	$0
Other Funds	$0
Total Capital Funds Expended	**$0**

Operating Funding Sources

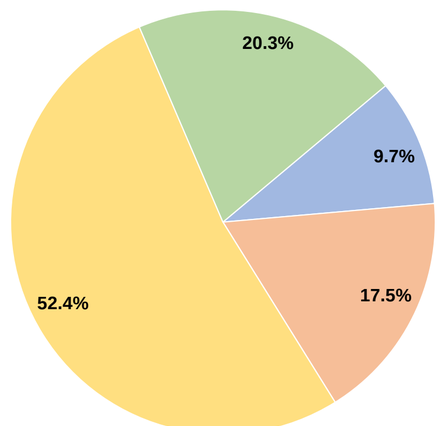

Modal Characteristics

Operation Characteristics

Mode	Vehicles Operated at Maximum Service: Directly Operated	Vehicles Operated at Maximum Service: Purchased Transportation	Operating Expenses	Fare Revenues	Uses of Capital Funds	Annual Unlinked Trips	Annual Vehicle Revenue Miles	Annual Vehicle Revenue Hours
Demand Response	13	-	$528,614	$51,335	$0	36,258	211,812	10,057
Total	**13**	**-**	**$528,614**	**$51,335**	**$0**	**36,258**	**211,812**	**10,057**

Performance Measures

Service Efficiency

Mode	Operating Expenses per Vehicle Revenue Mile	Operating Expenses per Vehicle Revenue Hour
Demand Response	$2.50	$52.56
Total	**$2.50**	**$52.56**

Service Effectiveness

Mode	Operating Expenses per Unlinked Passenger Trip	Unlinked Trips per Vehicle Revenue Mile	Unlinked Trips per Vehicle Revenue Hour
Demand Response	$14.58	0.2	3.6
Total	**$14.58**	**0.2**	**3.6**

Operating Expense per Vehicle Revenue Mile: Agency Total

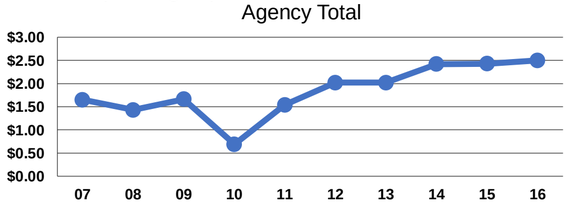
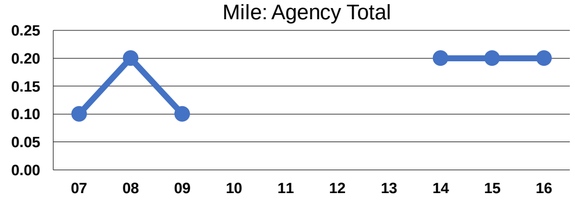
Unlinked Passenger Trips per Vehicle Revenue Mile: Agency Total