

Liberty County Board of County Commissioners

2016 Annual Agency Profile

P.O. Box 730
Bristol, FL 32321

CEO: Ms. Laurie Revell

General Information

Financial Information

Service Consumption

30,777 Annual Unlinked Trips (UPT)

Service Supplied

360,415 Annual Vehicle Revenue Miles (VRM)

18,828 Annual Vehicle Revenue Hours (VRH)

Summary of Operating Expenses (OE)

\$462,625 Total Operating Expenses

Database Information

NTDID: 4R02-40923

Reporter Type: Rural General Public Transit

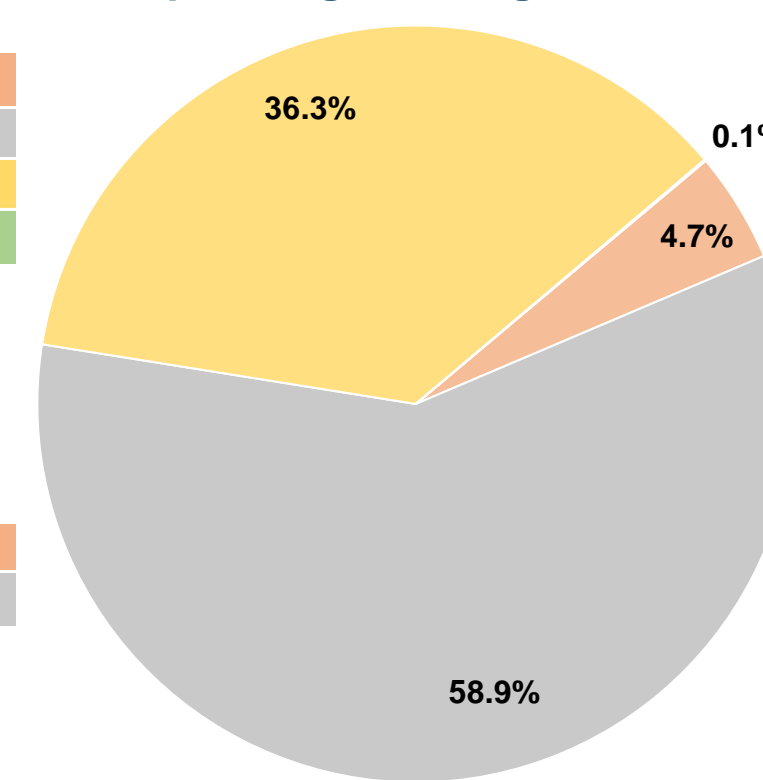
Sources of Operating Funds Expended

Fare Revenues	\$0	0.0%
Local Funds	\$21,800	4.7%
State Funds	\$272,584	58.9%
Federal Assistance	\$167,956	36.3%
Other Funds	\$285	0.1%
Total Operating Funds Expended	\$462,625	100.0%

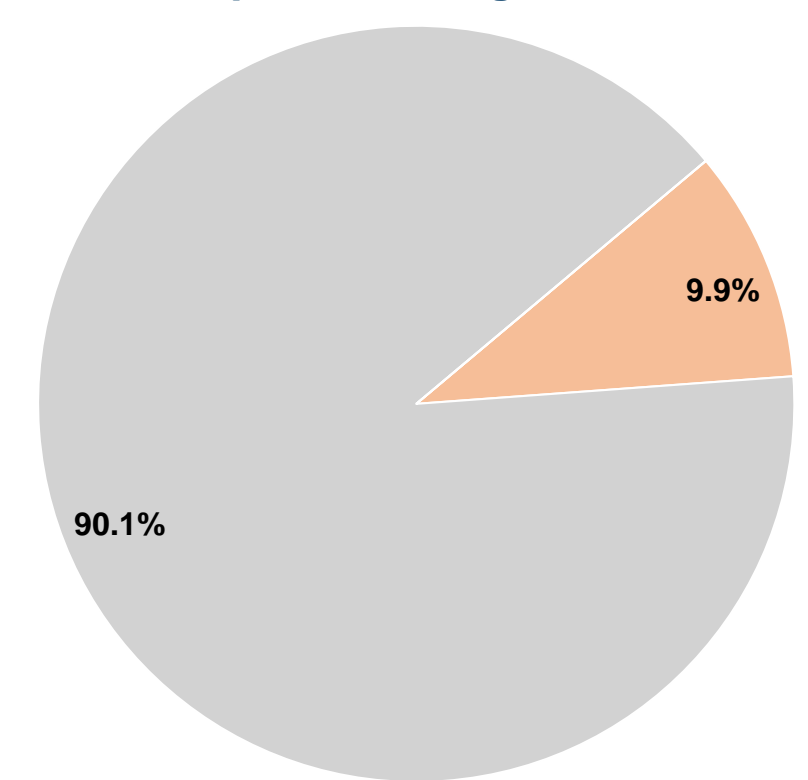
Sources of Capital Funds Expended

Fare Revenues	\$0	0.0%
Local Funds	\$4,500	9.9%
State Funds	\$40,740	90.1%
Federal Assistance	\$0	0.0%
Other Funds	\$0	0.0%
Total Capital Funds Expended	\$45,240	100.0%

Operating Funding Sources



Capital Funding Sources



Modal Characteristics

Operation Characteristics

Vehicles Operated at Maximum Service

Mode	Directly Operated	Purchased Transportation	Operating Expenses	Fare Revenues	Uses of Capital Funds	Annual Unlinked Trips	Annual Vehicle Revenue Miles	Annual Vehicle Revenue Hours
Demand Response	12	-	\$462,625	\$0	\$45,240	30,777	360,415	18,828
Total	12	-	\$462,625	\$0	\$45,240	30,777	360,415	18,828

Performance Measures

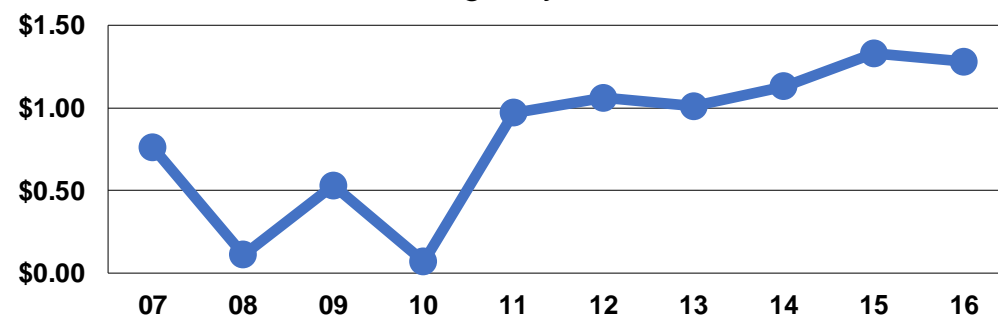
Service Efficiency

Mode	Operating Expenses per Vehicle Revenue Mile	Operating Expenses per Vehicle Revenue Hour
Demand Response	\$1.28	\$24.57
Total	\$1.28	\$24.57

Service Effectiveness

Mode	Operating Expenses per Unlinked Passenger Trip	Unlinked Trips per Vehicle Revenue Mile	Unlinked Trips per Vehicle Revenue Hour
Demand Response	\$15.03	0.1	1.6
Total	\$15.03	0.1	1.6

Operating Expense per Vehicle Revenue Mile: Agency Total



Unlinked Passenger Trips per Vehicle Revenue Mile: Agency Total

