

General Information

Financial Information

Service Consumption

24,934 Annual Unlinked Trips (UPT)

Service Supplied

345,059 Annual Vehicle Revenue Miles (VRM)
13,744 Annual Vehicle Revenue Hours (VRH)

Summary of Operating Expenses (OE)

\$571,068 Total Operating Expenses

Database Information

NTDID: 4R02-40968

Reporter Type: Rural General Public Transit

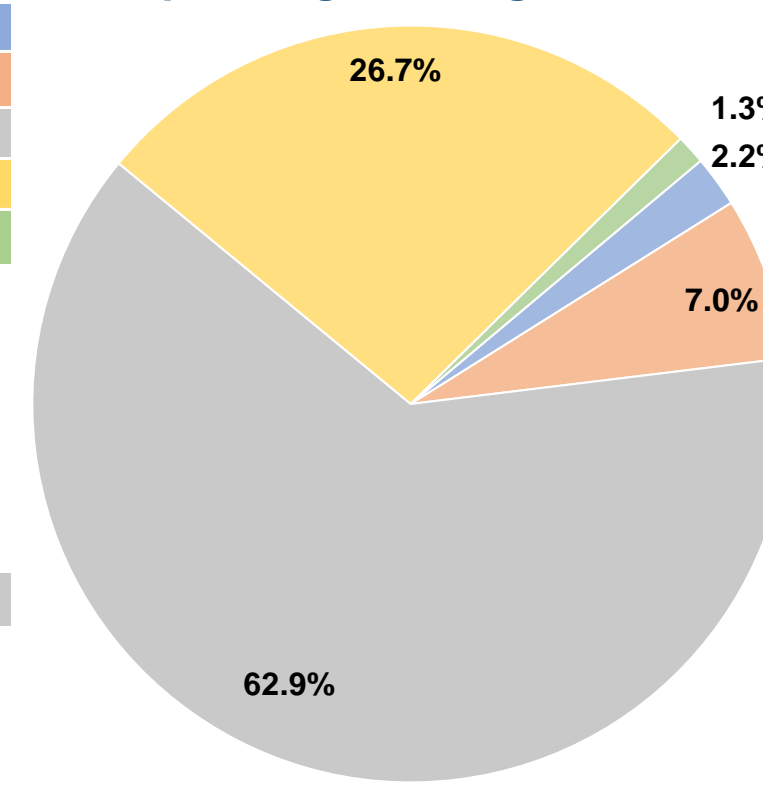
Sources of Operating Funds Expended

Fare Revenues	\$12,526	2.2%
Local Funds	\$39,876	7.0%
State Funds	\$359,213	62.9%
Federal Assistance	\$152,295	26.7%
Other Funds	\$7,158	1.3%
Total Operating Funds Expended	\$571,068	100.0%

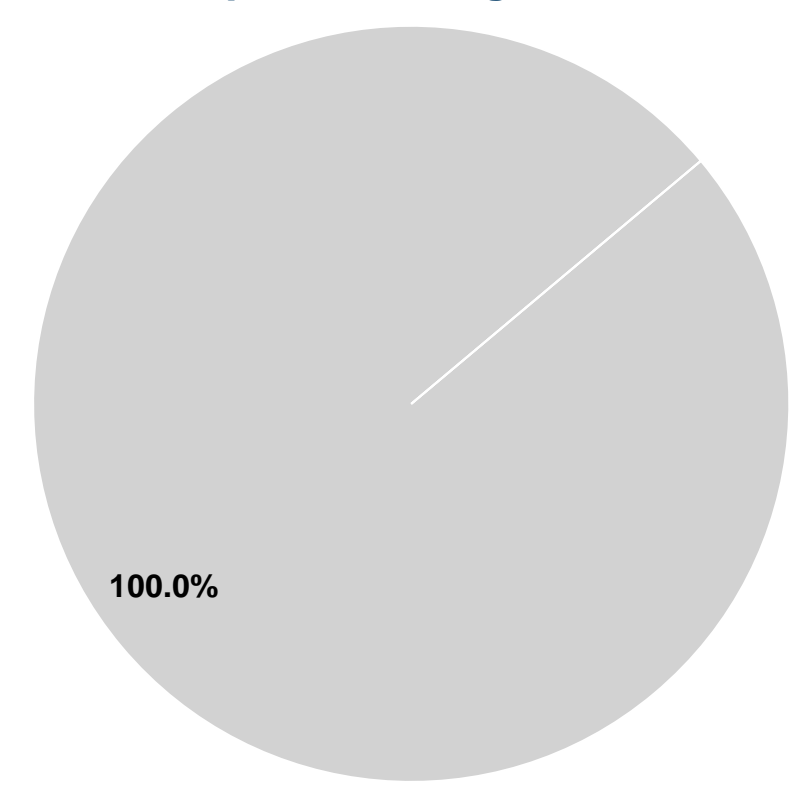
Sources of Capital Funds Expended

Fare Revenues	\$0	0.0%
Local Funds	\$0	0.0%
State Funds	\$18,125	100.0%
Federal Assistance	\$0	0.0%
Other Funds	\$0	0.0%
Total Capital Funds Expended	\$18,125	100.0%

Operating Funding Sources



Capital Funding Sources



Modal Characteristics

Operation Characteristics

Vehicles Operated at Maximum Service

Mode	Directly Operated	Purchased Transportation	Operating Expenses	Fare Revenues	Uses of Capital Funds	Annual Unlinked Trips	Annual Vehicle Revenue Miles	Annual Vehicle Revenue Hours
Demand Response	13	-	\$571,068	\$12,526	\$18,125	24,934	345,059	13,744
Total	13	-	\$571,068	\$12,526	\$18,125	24,934	345,059	13,744

Performance Measures

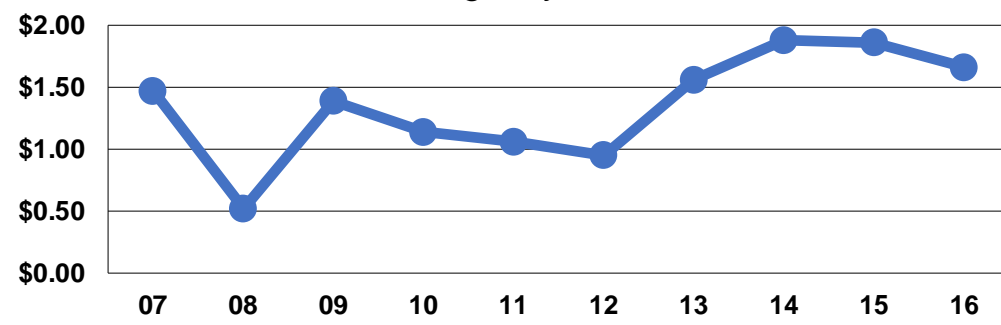
Service Efficiency

Mode	Operating Expenses per Vehicle Revenue Mile	Operating Expenses per Vehicle Revenue Hour
Demand Response	\$1.65	\$41.55
Total	\$1.65	\$41.55

Service Effectiveness

Mode	Operating Expenses per Unlinked Passenger Trip	Unlinked Trips per Vehicle Revenue Mile	Unlinked Trips per Vehicle Revenue Hour
Demand Response	\$22.90	0.1	1.8
Total	\$22.90	0.1	1.8

Operating Expense per Vehicle Revenue Mile: Agency Total



Unlinked Passenger Trips per Vehicle Revenue Mile: Agency Total

