

## General Information

### Service Consumption

78,289 Annual Unlinked Trips (UPT)

### Service Supplied

486,987 Annual Vehicle Revenue Miles (VRM)

22,758 Annual Vehicle Revenue Hours (VRH)

### Summary of Operating Expenses (OE)

\$1,108,368 Total Operating Expenses

### Database Information

NTDID: 4R02-40999

Reporter Type: Rural General Public Transit

## Financial Information

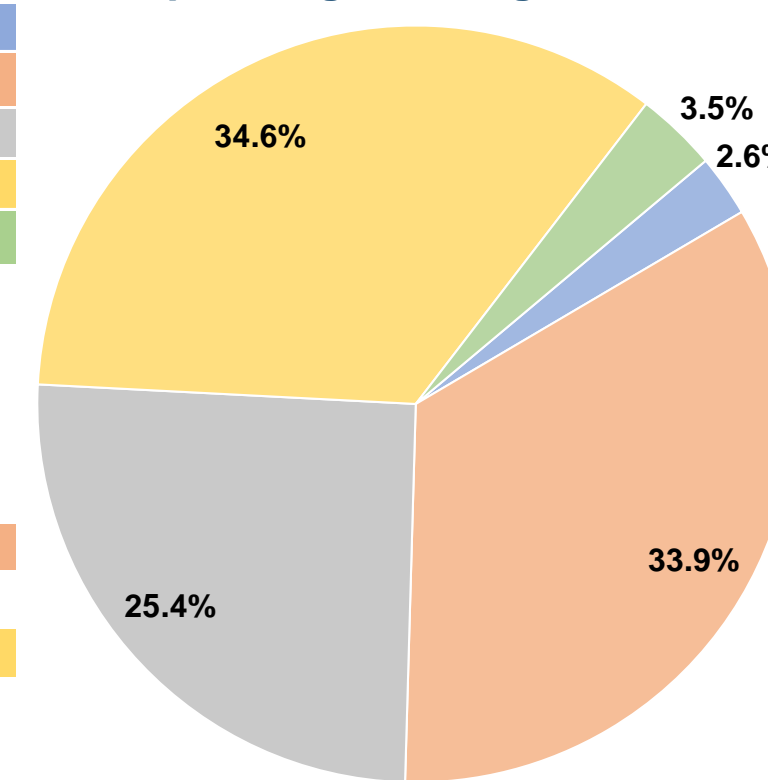
### Sources of Operating Funds Expended

Fare Revenues	\$29,265	2.6%
Local Funds	\$375,979	33.9%
State Funds	\$281,239	25.4%
Federal Assistance	\$383,480	34.6%
Other Funds	\$38,405	3.5%
<b>Total Operating Funds Expended</b>	<b>\$1,108,368</b>	<b>100.0%</b>

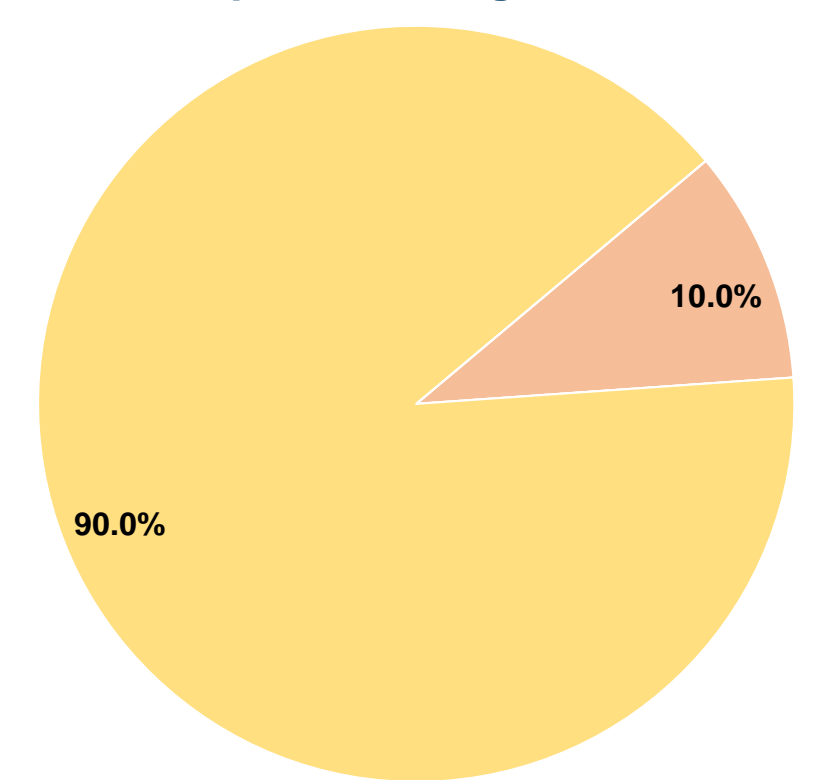
### Sources of Capital Funds Expended

Fare Revenues	\$0	0.0%
Local Funds	\$26,359	10.0%
State Funds	\$0	0.0%
Federal Assistance	\$237,233	90.0%
Other Funds	\$0	0.0%
<b>Total Capital Funds Expended</b>	<b>\$263,592</b>	<b>100.0%</b>

### Operating Funding Sources



### Capital Funding Sources



## Modal Characteristics

### Operation Characteristics

#### Vehicles Operated at Maximum Service

Mode	Directly Operated	Purchased Transportation	Operating Expenses	Fare Revenues	Uses of Capital Funds	Annual Unlinked Trips	Annual Vehicle Revenue Miles	Annual Vehicle Revenue Hours
Demand Response	-	15	\$1,014,491	\$27,300	\$263,592	74,752	462,125	20,463
Bus	-	2	\$93,877	\$1,965	\$0	3,537	24,862	2,295
<b>Total</b>	<b>-</b>	<b>17</b>	<b>\$1,108,368</b>	<b>\$29,265</b>	<b>\$263,592</b>	<b>78,289</b>	<b>486,987</b>	<b>22,758</b>

### Performance Measures

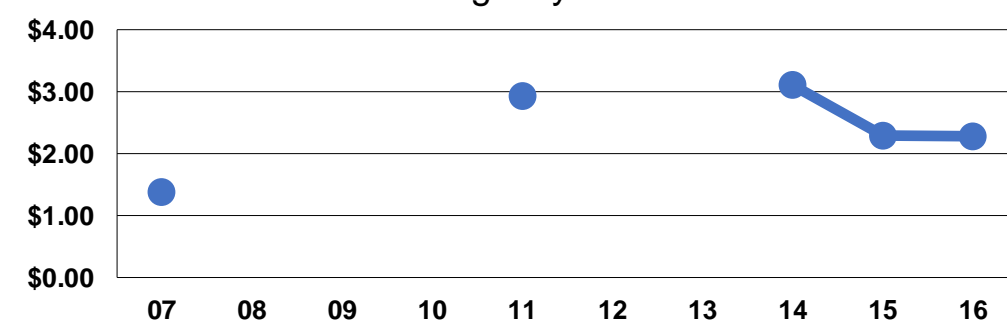
#### Service Efficiency

Mode	Operating Expenses per Vehicle Revenue Mile	Operating Expenses per Vehicle Revenue Hour
Demand Response	\$2.20	\$49.58
Bus	\$3.78	\$40.91
<b>Total</b>	<b>\$2.28</b>	<b>\$48.70</b>

#### Service Effectiveness

Mode	Operating Expenses per Unlinked Passenger Trip	Unlinked Trips per Vehicle Revenue Mile	Unlinked Trips per Vehicle Revenue Hour
Demand Response	\$13.57	0.2	3.7
Bus	\$26.54	0.1	1.5
<b>Total</b>	<b>\$14.16</b>	<b>0.2</b>	<b>3.4</b>

Operating Expense per Vehicle Revenue Mile: Agency Total



Unlinked Passenger Trips per Vehicle Revenue Mile: Agency Total

