

# Suwannee Valley Transit Authority

2016 Annual Agency Profile

CEO: Ms. Laurie Revell

## General Information

### Service Consumption

40,894 Annual Unlinked Trips (UPT)

### Service Supplied

326,860 Annual Vehicle Revenue Miles (VRM)

26,097 Annual Vehicle Revenue Hours (VRH)

### Summary of Operating Expenses (OE)

\$1,417,073 Total Operating Expenses

### Database Information

NTDID: 4R02-41050

Reporter Type: Rural General Public Transit

## Financial Information

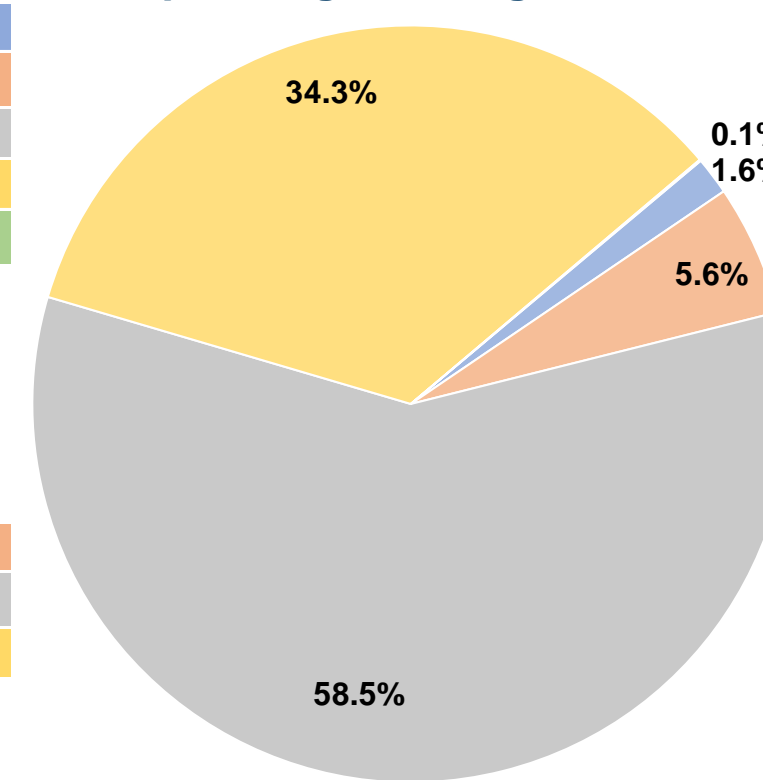
### Sources of Operating Funds Expended

Fare Revenues	\$22,842	1.6%
Local Funds	\$79,272	5.6%
State Funds	\$828,569	58.5%
Federal Assistance	\$485,565	34.3%
Other Funds	\$825	0.1%
<b>Total Operating Funds Expended</b>	<b>\$1,417,073</b>	<b>100.0%</b>

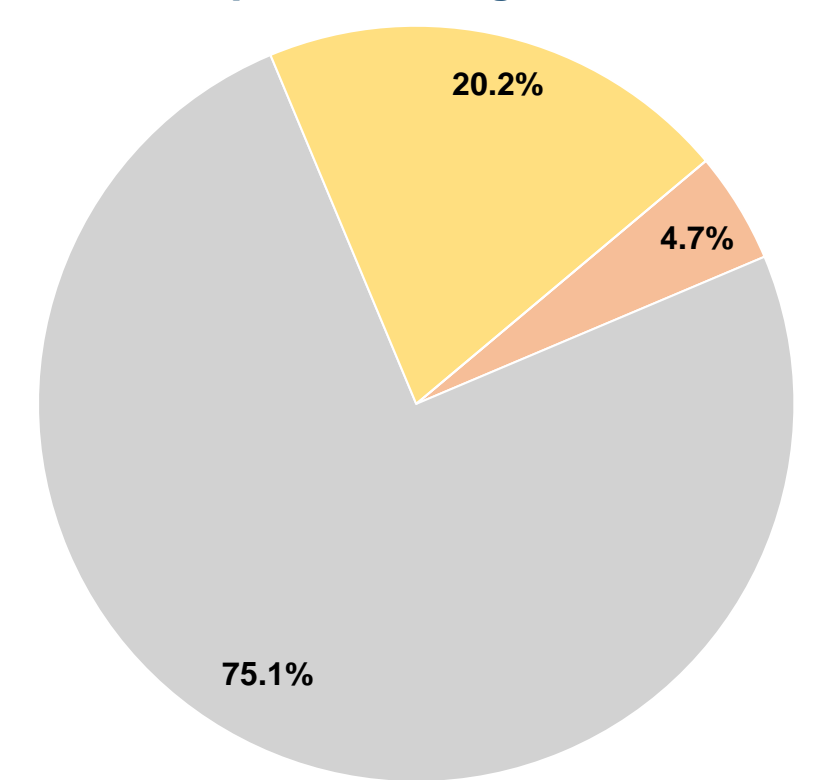
### Sources of Capital Funds Expended

Fare Revenues	\$0	0.0%
Local Funds	\$11,163	4.7%
State Funds	\$176,427	75.1%
Federal Assistance	\$47,448	20.2%
Other Funds	\$0	0.0%
<b>Total Capital Funds Expended</b>	<b>\$235,038</b>	<b>100.0%</b>

### Operating Funding Sources



### Capital Funding Sources



## Modal Characteristics

### Operation Characteristics

#### Vehicles Operated at Maximum Service

Mode	Directly Operated	Purchased Transportation	Operating Expenses	Fare Revenues	Uses of Capital Funds	Annual Unlinked Trips	Annual Vehicle Revenue Miles	Annual Vehicle Revenue Hours
Bus	12	-	\$1,417,073	\$22,842	\$235,038	40,894	326,860	26,097
<b>Total</b>	<b>12</b>	<b>-</b>	<b>\$1,417,073</b>	<b>\$22,842</b>	<b>\$235,038</b>	<b>40,894</b>	<b>326,860</b>	<b>26,097</b>

### Performance Measures

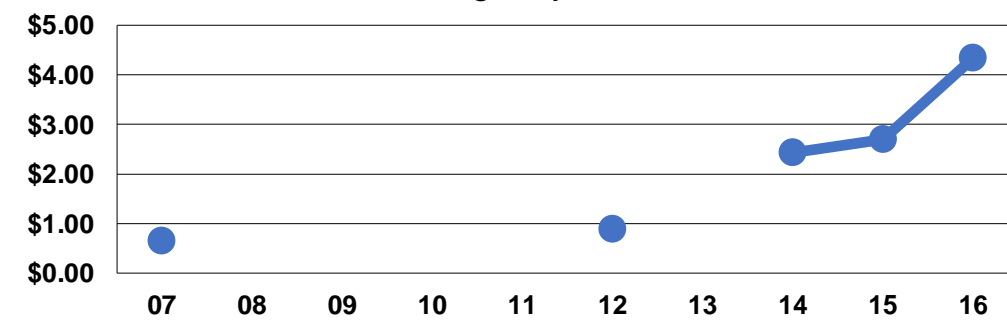
#### Service Efficiency

Mode	Operating Expenses per Vehicle Revenue Mile	Operating Expenses per Vehicle Revenue Hour
Bus	\$4.34	\$54.30
<b>Total</b>	<b>\$4.34</b>	<b>\$54.30</b>

#### Service Effectiveness

Mode	Operating Expenses per Unlinked Passenger Trip	Unlinked Trips per Vehicle Revenue Mile	Unlinked Trips per Vehicle Revenue Hour
Bus	\$34.65	0.1	1.6
<b>Total</b>	<b>\$34.65</b>	<b>0.1</b>	<b>1.6</b>

Operating Expense per Vehicle Revenue Mile: Agency Total



Unlinked Passenger Trips per Vehicle Revenue Mile: Agency Total

